

STEEL BEAM GUARDRAIL, GALVANIZED W/ 8 FT POSTS
STA A 262+36 - STA A 269+64 RT

REMOVE AND DISPOSE OF GUARDRAIL
STA A 262+23 - STA A 269+72 RT

RELOCATE MAILBOX, MULTIPLE SUPPORT
STA A 273+98 LT

STEEL BEAM GUARDRAIL, GALVANIZED
STA A 269+59 - STA A 269+72 RT

STONE FILL, TYPE I
STA A 265+00 - STA A 266+00 RT
STA A 268+55 - STA A 271+00 RT

ANCHOR FOR STEEL BEAM RAIL
STA A 269+63 RT

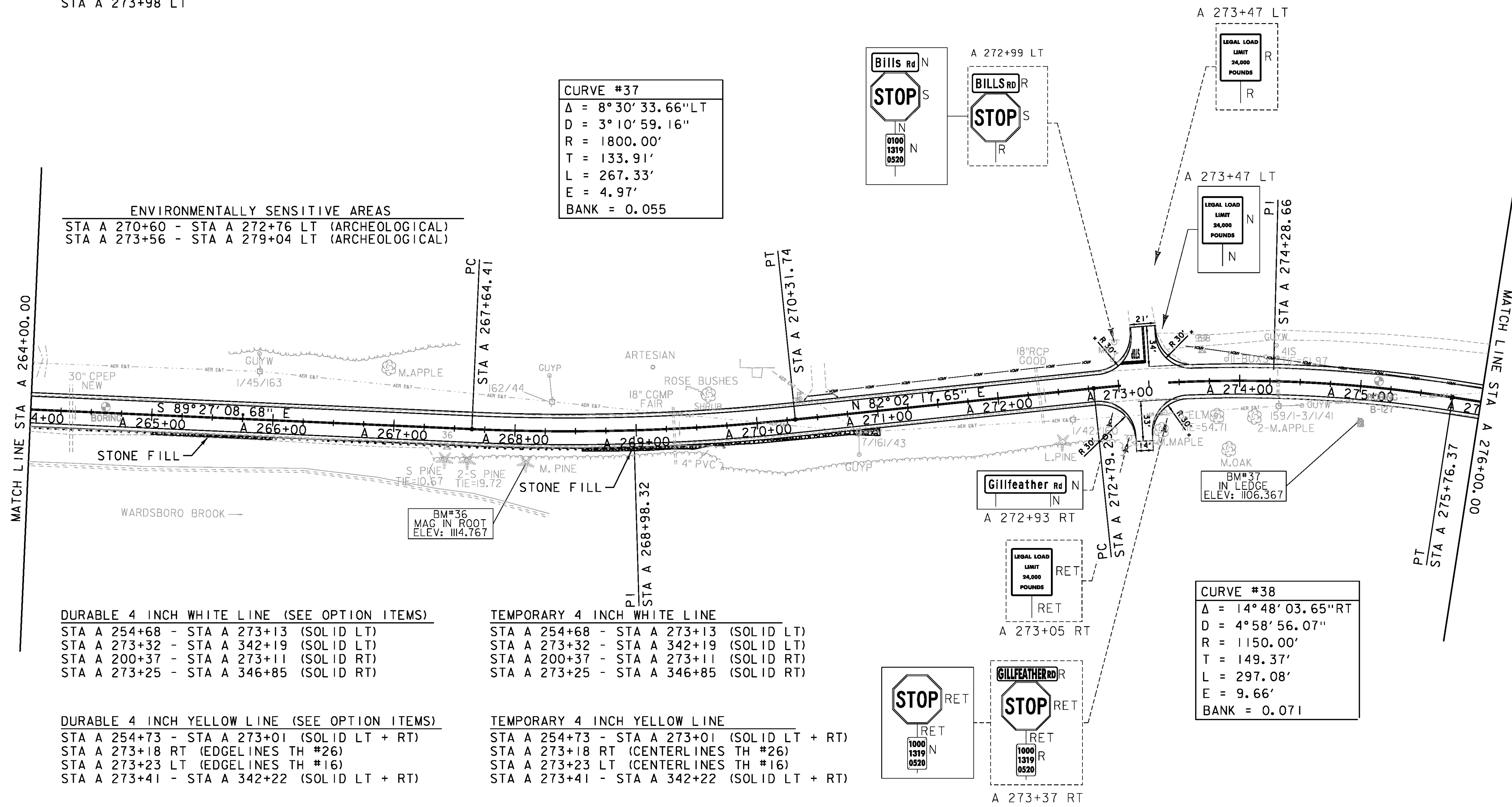
GRUBBING MATERIAL
STA A 265+00 - STA A 266+00 RT
STA A 268+55 - STA A 271+00 RT

DELINEATOR WITH STEEL POSTS
STA A 269+72 RT

GEOTEXTILE FOR SILT FENCE
STA A 265+00 - STA A 266+00 RT
STA A 268+55 - STA A 271+00 RT

CURVE #37
Δ = 8°30'33.66"LT
D = 3°10'59.16"
R = 1800.00'
T = 133.91'
L = 267.33'
E = 4.97'
BANK = 0.055

ENVIRONMENTALLY SENSITIVE AREAS
STA A 270+60 - STA A 272+76 LT (ARCHEOLOGICAL)
STA A 273+56 - STA A 279+04 LT (ARCHEOLOGICAL)



DURABLE 4 INCH WHITE LINE (SEE OPTION ITEMS)
STA A 254+68 - STA A 273+13 (SOLID LT)
STA A 273+32 - STA A 342+19 (SOLID LT)
STA A 200+37 - STA A 273+11 (SOLID RT)
STA A 273+25 - STA A 346+85 (SOLID RT)

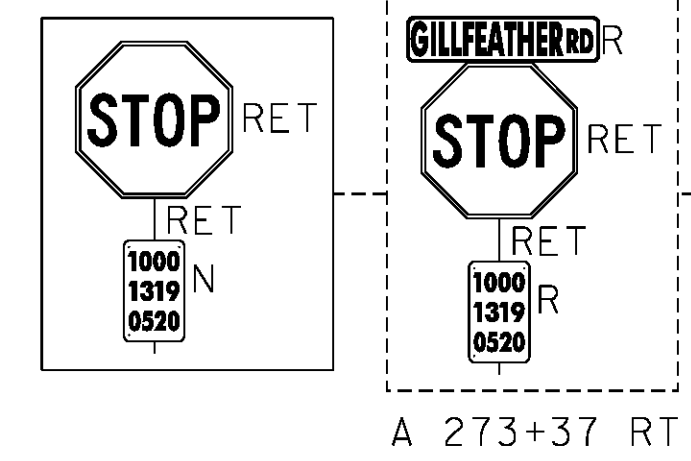
DURABLE 4 INCH YELLOW LINE (SEE OPTION ITEMS)
STA A 254+73 - STA A 273+01 (SOLID LT + RT)
STA A 273+18 RT (EDGELINES TH #26)
STA A 273+23 LT (EDGELINES TH #16)
STA A 273+41 - STA A 342+22 (SOLID LT + RT)

DURABLE 24 IN STOP BAR (SEE OPTION ITEMS)
STA A 273+16 LT
STA A 273+25 RT

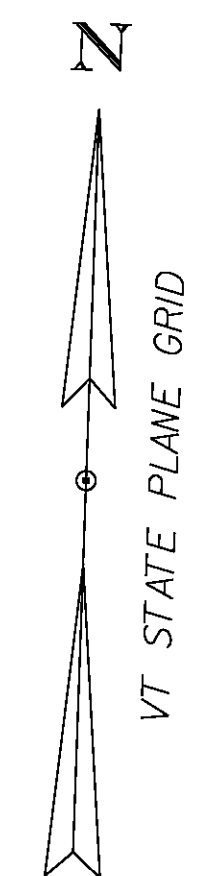
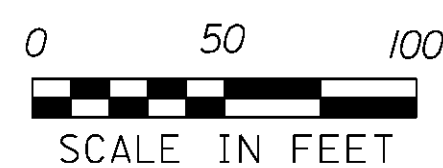
DURABLE LETTER OR SYMBOL (SEE OPTION ITEMS)
STA A 273+16 LT "STOP"
STA A 273+25 RT "STOP"

TEMPORARY 4 INCH WHITE LINE
STA A 254+68 - STA A 273+13 (SOLID LT)
STA A 273+32 - STA A 342+19 (SOLID LT)
STA A 200+37 - STA A 273+11 (SOLID RT)
STA A 273+25 - STA A 346+85 (SOLID RT)

TEMPORARY 4 INCH YELLOW LINE
STA A 254+73 - STA A 273+01 (SOLID LT + RT)
STA A 273+18 RT (CENTERLINES TH #26)
STA A 273+23 LT (CENTERLINES TH #16)
STA A 273+41 - STA A 342+22 (SOLID LT + RT)



SIGN LEGEND
R = REMOVE
S = SALVAGE
N = NEW
RET = RETAIN
T&T = THINNING & TRIMMING
B-B = BACK TO BACK
EXISTING
NEW



PROJECT NAME: WARDBORO-JAMAICA
PROJECT NUMBER: ER STP 013-K(17)
FILE NAME: dl2b236_bdr.dgn
PROJECT LEADER: K. UPMAL
DESIGNED BY: B. KIPP
PLAN SHEET 23
PLOT DATE: 2/26/2014
DRAWN BY: B. KIPP
CHECKED BY: A. KEMPTON
SHEET 99 OF 444