

STEEL BEAM GUARDRAIL, GALVANIZED W/ 8 FT POSTS
 STA A 227+01 - STA A 230+06 RT
 STA A 233+09 - STA A 234+83 RT

REMOVE AND DISPOSE OF GUARDRAIL
 STA A 226+66 - STA A 230+16 RT
 STA A 232+96 - STA A 234+83 RT

STEEL BEAM GUARDRAIL, GALVANIZED
 STA A 230+06 - STA A 230+19 RT
 STA A 232+96 - STA A 233+09 RT
 STA A 234+70 - STA A 234+83 RT

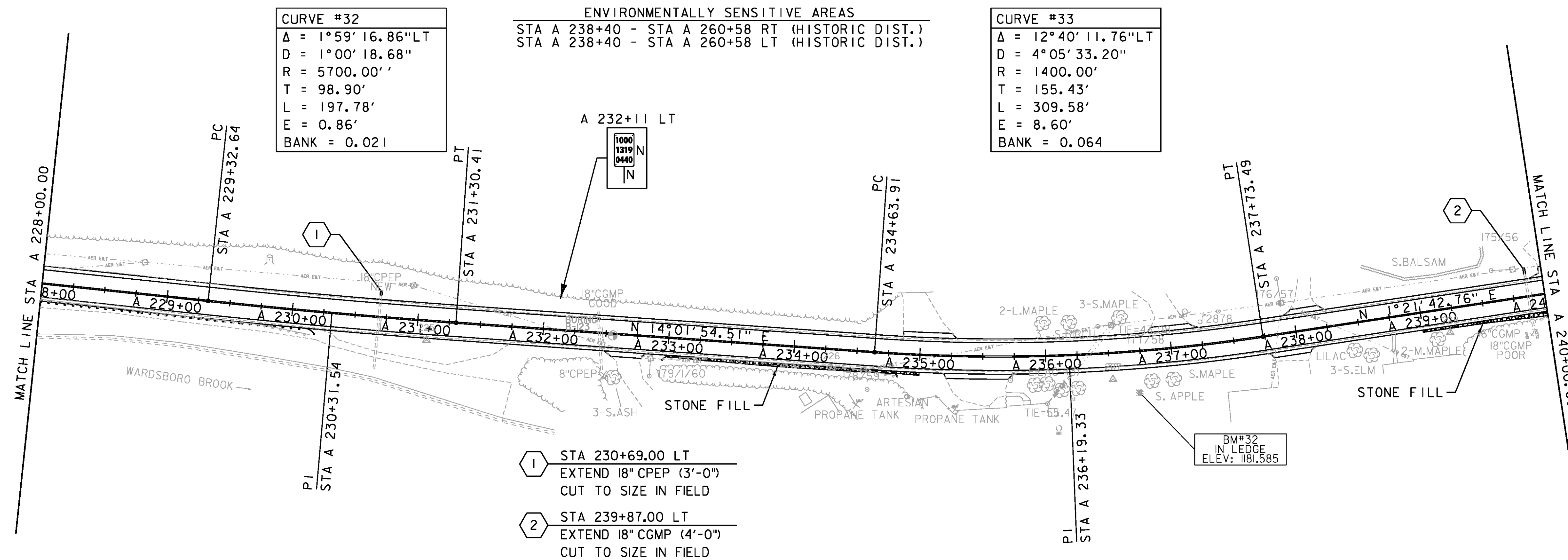
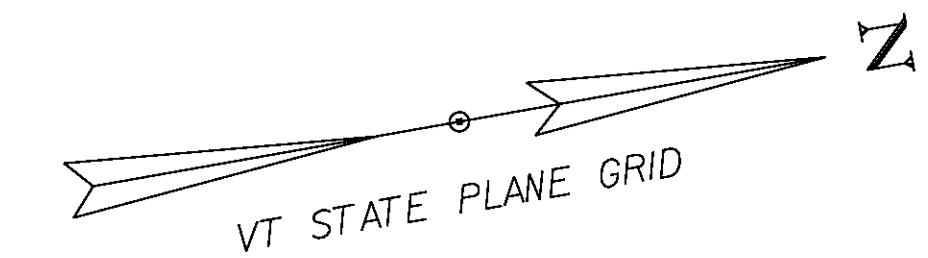
STONE FILL, TYPE I
 STA A 233+00 - STA A 235+00 RT
 STA A 239+00 - STA A 240+90 RT

ANCHOR FOR STEEL BEAM RAIL
 STA A 230+10 RT
 STA A 233+05 RT
 STA A 234+87 RT

GRUBBING MATERIAL
 STA A 233+00 - STA A 235+00 RT
 STA A 239+00 - STA A 240+90 RT

DELINEATOR WITH STEEL POSTS
 STA A 230+19 RT
 STA A 232+96 RT
 STA A 234+83 RT

GEOTEXTILE FOR SILT FENCE
 STA A 233+00 - STA A 235+00 RT
 STA A 239+00 - STA A 240+90 RT



DURABLE 4 INCH WHITE LINE (SEE OPTION ITEMS)
 STA A 171+06 - STA A 254+52 (SOLID LT)
 STA A 200+37 - STA A 273+11 (SOLID RT)

DURABLE 4 INCH YELLOW LINE (SEE OPTION ITEMS)
 STA A 200+47 - STA A 254+46 (SOLID LT + RT)

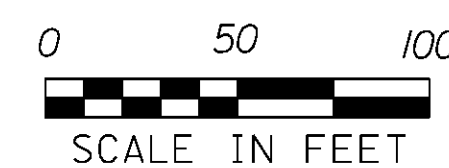
TEMPORARY 4 INCH WHITE LINE
 STA A 171+06 - STA A 254+52 (SOLID LT)
 STA A 200+37 - STA A 254+46 (SOLID RT)

TEMPORARY 4 INCH YELLOW LINE
 STA A 200+47 - STA A 254+46 (SOLID LT + RT)

- ① STA 230+69.00 LT
 EXTEND 18" CPEP (3'-0")
 CUT TO SIZE IN FIELD
- ② STA 239+87.00 LT
 EXTEND 18" CGMP (4'-0")
 CUT TO SIZE IN FIELD

SIGN LEGEND

R	= REMOVE
S	= SALVAGE
N	= NEW
RET	= RETAIN
T&T	= THINNING & TRIMMING
B-B	= BACK TO BACK
EXISTING	-----
NEW	_____



PROJECT NAME:	WARDSBORO-JAMAICA
PROJECT NUMBER:	ER STP 013-1(17)
FILE NAME:	d12b236_bdr.dgn
PROJECT LEADER:	K. UPMAL
DESIGNED BY:	B. KIPP
PLAN SHEET 20	
PLOT DATE:	2/26/2014
DRAWN BY:	B. KIPP
CHECKED BY:	A. KEMPTON
SHEET	93 OF 444