

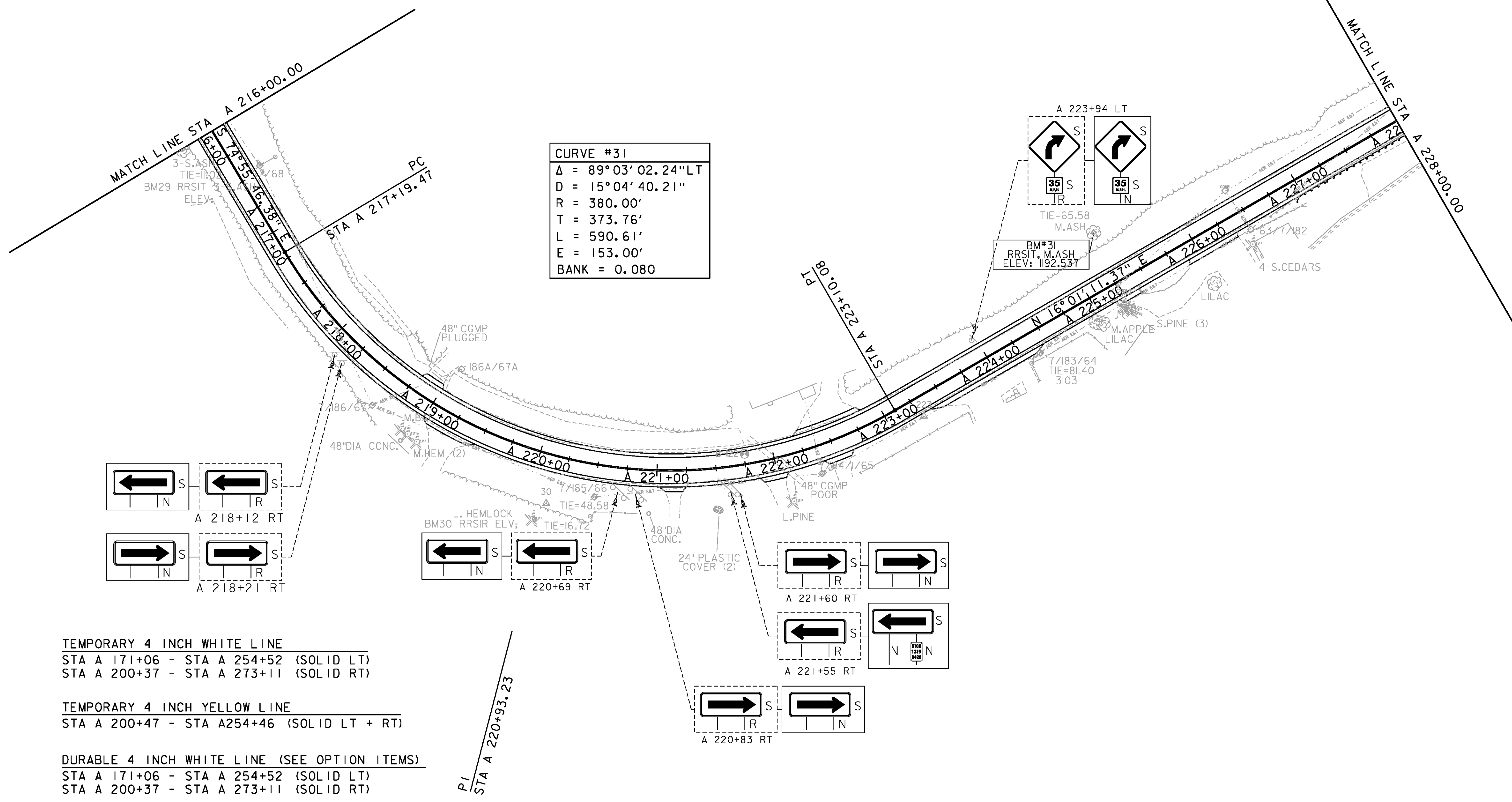
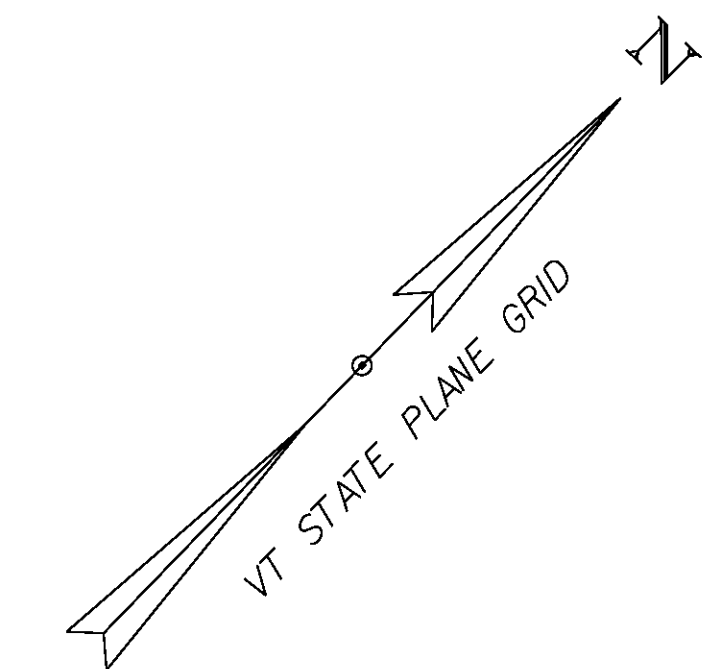
STEEL BEAM GUARDRAIL, GALVANIZED W/ 8 FT POSTS
 STA A 227+01 - STA A 230+06 RT

STEEL BEAM GUARDRAIL, GALVANIZED
 STA A 226+88 - STA A 227+01 RT

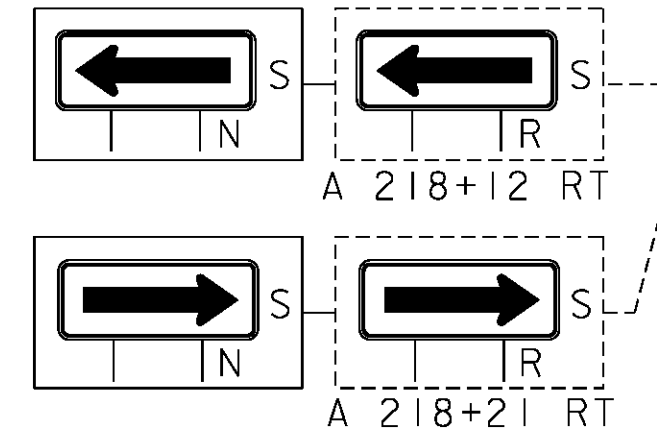
ANCHOR FOR STEEL BEAM RAIL
 STA A 226+97 RT

DELINEATOR WITH STEEL POSTS
 STA A 226+88 RT

REMOVE AND DISPOSE OF GUARDRAIL
 STA A 226+66 - STA A 230+16 RT



CURVE #31
 $\Delta = 89^{\circ}03'02.24''$ LT
 $D = 15^{\circ}04'40.21''$
 $R = 380.00'$
 $T = 373.76'$
 $L = 590.61'$
 $E = 153.00'$
 $BANK = 0.080$



TEMPORARY 4 INCH WHITE LINE
 STA A 171+06 - STA A 254+52 (SOLID LT)
 STA A 200+37 - STA A 273+11 (SOLID RT)

TEMPORARY 4 INCH YELLOW LINE
 STA A 200+47 - STA A 254+46 (SOLID LT + RT)

DURABLE 4 INCH WHITE LINE (SEE OPTION ITEMS)
 STA A 171+06 - STA A 254+52 (SOLID LT)
 STA A 200+37 - STA A 273+11 (SOLID RT)

DURABLE 4 INCH YELLOW LINE (SEE OPTION ITEMS)
 STA A 200+47 - STA A 254+46 (SOLID LT + RT)



SIGN LEGEND
 R = REMOVE
 S = SALVAGE
 N = NEW
 RET = RETAIN
 T&T = THINNING & TRIMMING
 B-B = BACK TO BACK
 EXISTING = DASHED LINE
 NEW = SOLID LINE

PROJECT NAME: WARDBORO-JAMAICA
 PROJECT NUMBER: ER STP 013-K(17)
 FILE NAME: dl2b236_bdr.dgn
 PROJECT LEADER: K. UPMAL
 DESIGNED BY: B. KIPP
 PLAN SHEET 19
 PLOT DATE: 2/26/2014
 DRAWN BY: B. KIPP
 CHECKED BY: A. KEMPTON
 SHEET 91 OF 444