

STEEL BEAM GUARDRAIL, GALVANIZED W/ 8 FT POSTS
 STA A 200+38 - STA A 211+89 RT

REMOVE AND DISPOSE OF GUARDRAIL
 STA A 200+38 - STA A 212+01 RT

EROSION LOG
 STA A 209+50 - STA A 211+00 LT

STEEL BEAM GUARDRAIL, GALVANIZED
 STA A 211+89 - STA A 212+02 RT

STONE FILL, TYPE I
~~STA A 211+00 - STA A 212+00 RT~~
 STA A 210+86 - STA A 210+70 RT

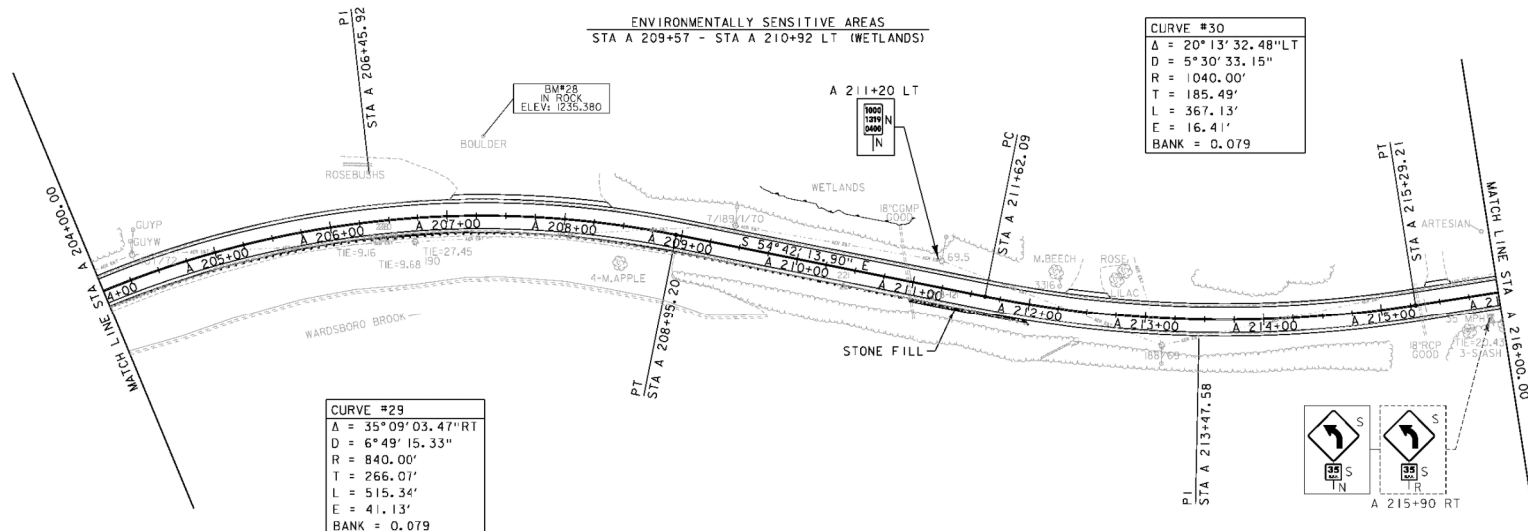
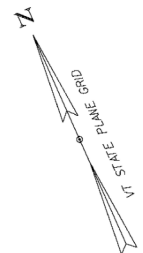
BARRIER FENCE
 STA A 209+50 - STA A 211+00 LT

ANCHOR FOR STEEL BEAM RAIL
 STA A 211+93 RT

GRUBBING MATERIAL
 STA A 210+95 - A 212+00 RT

DELINEATOR WITH STEEL POSTS
 STA A 212+02 RT

GEOTEXTILE FOR SILT FENCE
 STA A 211+00 - STA A 212+00 RT



DURABLE 4 INCH WHITE LINE (SEE OPTION ITEMS)
 STA A 171+06 - STA A 254+52 (SOLID LT)
 STA A 200+37 - STA A 273+11 (SOLID RT)

DURABLE 4 INCH YELLOW LINE (SEE OPTION ITEMS)
 STA A 200+47 - STA A 254+46 (SOLID LT + RT)

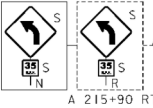
TEMPORARY 4 INCH WHITE LINE
 STA A 171+06 - STA A 254+52 (SOLID LT)
 STA A 200+37 - STA A 273+11 (SOLID RT)

TEMPORARY 4 INCH YELLOW LINE
 STA A 200+47 - STA A 254+46 (SOLID LT + RT)



SIGN LEGEND

R	= REMOVE
S	= SALVAGE
N	= NEW
RET	= RETAIN
T&T	= THINNING & TRIMMING
B-B	= BACK TO BACK
EXISTING	-----
NEW	-----



PROJECT NAME:	WARDSBORO-JAMAICA
PROJECT NUMBER:	ER STP 013-1(17)
FILE NAME:	d2b236.bdr.dgn
PROJECT LEADER:	K. UPWAL
DESIGNED BY:	B. KIPP
PLAN SHEET 18	
PLOT DATE:	2/26/2014
DRAWN BY:	B. KIPP
CHECKED BY:	A. KEMPTON
SHEET	89 OF 444