

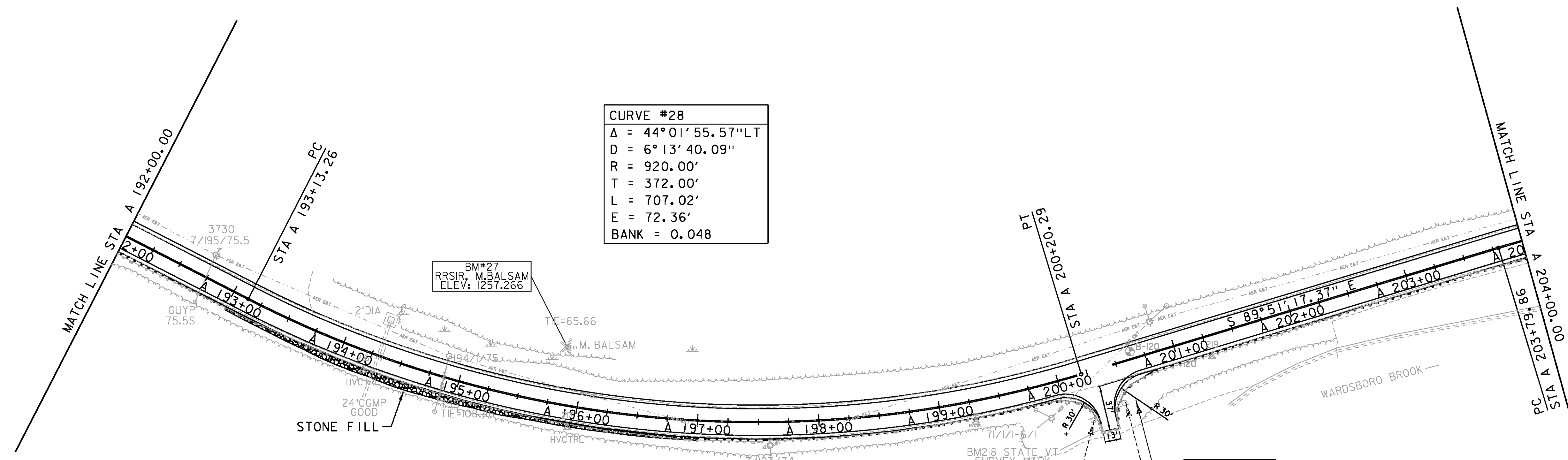
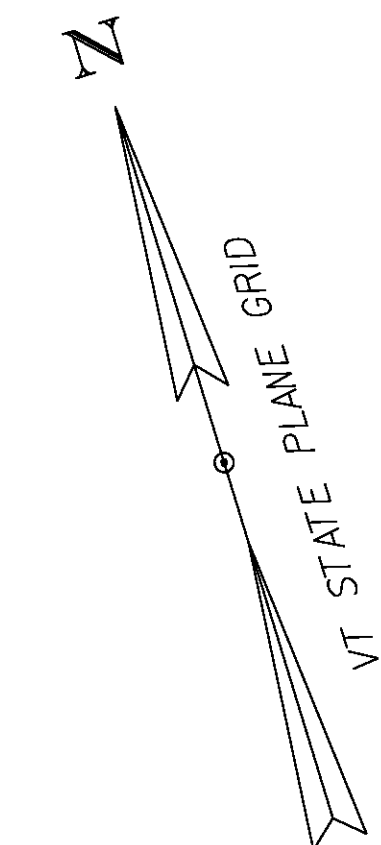
STEEL BEAM GUARDRAIL, GALVANIZED W/ 8 FT POSTS
 STA A 190+29 - STA A 200+23 RT
 STA A 200+38 - STA A 211+89 RT

STONE FILL, TYPE I
 STA A 193+00 - STA A 197+00 RT

GRUBBING MATERIAL
 STA A 193+00 - STA A 197+00 RT

GEOTEXTILE FOR SILT FENCE
 STA A 193+00 - STA A 197+00 RT

REMOVE AND DISPOSE OF GUARDRAIL
 STA A 190+84 - STA A 200+23 RT
 STA A 200+38 - STA A 212+01 RT



CURVE #28	
Δ	= 44°01'55.57"LT
D	= 6°13'40.09"
R	= 920.00'
T	= 372.00'
L	= 707.02'
E	= 72.36'
BANK	= 0.048

DURABLE 4 INCH WHITE LINE (SEE OPTION ITEMS)
 STA A 171+06 - STA A 254+52 (SOLID LT)
 STA A 124+12 - STA A 200+24 (SOLID RT)
 STA A 200+37 - STA A 273+11 (SOLID RT)

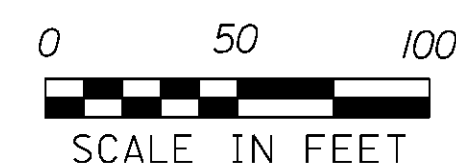
DURABLE 4 INCH YELLOW LINE (SEE OPTION ITEMS)
 STA A 171+04 - STA A 200+16 (SOLID LT + RT)
 STA A 200+30 RT (CENTERLINES TH #6)
 STA A 200+47 - STA A 254+46 (SOLID LT + RT)

DURABLE LETTER OR SYMBOL (SEE OPTION ITEMS)
 STA A 200+34 RT "STOP"

TEMPORARY 4 INCH WHITE LINE
 STA A 171+06 - STA A 254+52 (SOLID LT)
 STA A 124+12 - STA A 200+24 (SOLID RT)
 STA A 200+37 - STA A 273+11 (SOLID RT)

TEMPORARY 4 INCH YELLOW LINE
 STA A 171+04 - STA A 200+16 (SOLID LT + RT)
 STA A 200+30 RT (CENTERLINES TH #6)
 STA A 200+47 - STA A 254+46 (SOLID LT + RT)

DURABLE 24 INCH STOP BAR (SEE OPTION ITEMS)
 STA A 200+40 RT



SIGN LEGEND	
R	= REMOVE
S	= SALVAGE
N	= NEW
RET	= RETAIN
T&T	= THINNING & TRIMMING
B-B	= BACK TO BACK
EXISTING	-----
NEW	_____

PROJECT NAME: WARDBORO-JAMAICA
 PROJECT NUMBER: ER STP 013-1(17)

FILE NAME: dl2b236_bdr.dgn
 PROJECT LEADER: K. UPMAL
 DESIGNED BY: B. KIPP
 PLAN SHEET 17

PLOT DATE: 2/26/2014
 DRAWN BY: B. KIPP
 CHECKED BY: A. KEMPTON
 SHEET 87 OF 444