

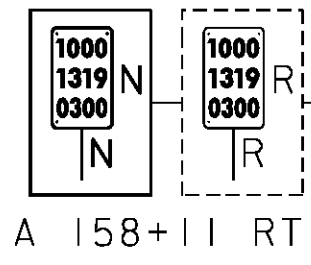
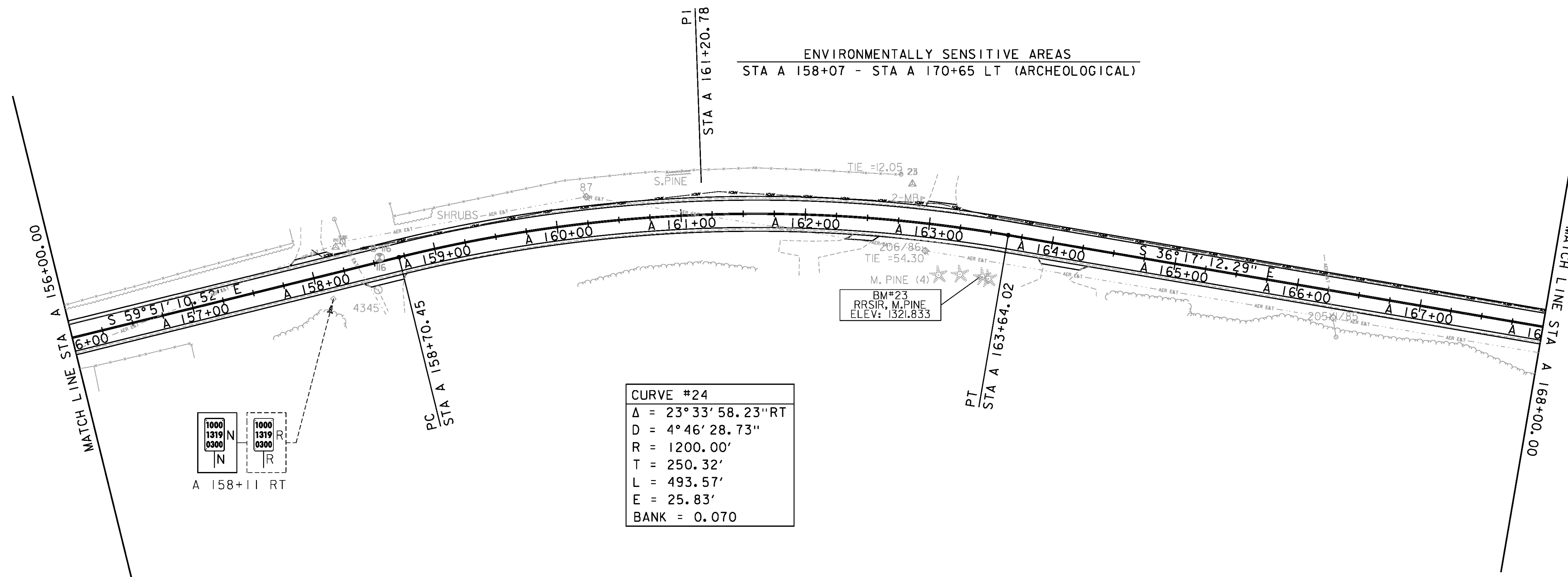
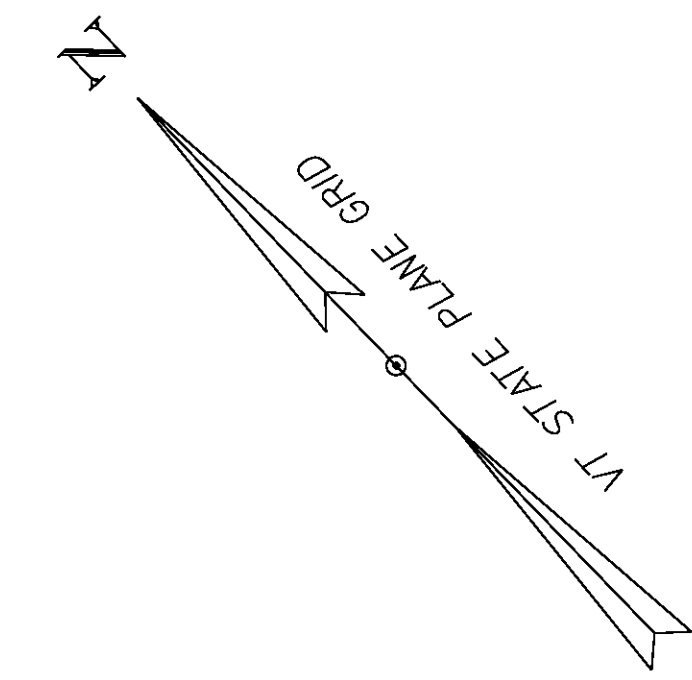
RELOCATE MAILBOX, MULTIPLE SUPPORT
STA A 162+90 LT

DURABLE 4 INCH WHITE LINE (SEE OPTION ITEMS)
STA A 145+29 - STA A 170+79 (SOLID LT)
STA A 124+12 - STA A 200+24 (SOLID RT)

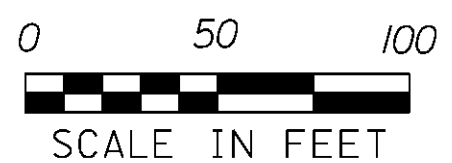
TEMPORARY 4 INCH WHITE LINE
STA A 145+29 - STA A 170+79 (SOLID LT)
STA A 124+12 - STA A 200+24 (SOLID RT)

DURABLE 4 INCH YELLOW LINE (SEE OPTION ITEMS)
STA A 145+38 - STA A 170+65 (SOLID LT + RT)

TEMPORARY 4 INCH YELLOW LINE
STA A 145+38 - STA A 170+65 (SOLID LT + RT)



CURVE #24	
Δ	= 23° 33' 58.23" RT
D	= 4° 46' 28.73"
R	= 1200.00'
T	= 250.32'
L	= 493.57'
E	= 25.83'
BANK	= 0.070



SIGN LEGEND	
R	= REMOVE
S	= SALVAGE
N	= NEW
RET	= RETAIN
T&T	= THINNING & TRIMMING
B-B	= BACK TO BACK
EXISTING	-----
NEW	-----

PROJECT NAME:	WARDSBORO-JAMAICA	FILE NAME:	dl2b236_bdr.dgn	PLOT DATE:	2/26/2014
PROJECT NUMBER:	ER STP 013-1(17)	PROJECT LEADER:	K. UPMAL	DRAWN BY:	B. KIPP
DESIGNED BY:	B. KIPP	CHECKED BY:	A. KEMPTON	SHEET	81 OF 444
PLAN SHEET	14				