

STEEL BEAM GUARDRAIL, GALVANIZED W/ 8 FT POSTS
 STA A 47+16 - STA A 51+85 LT
 STA A 54+40 - STA A 58+69 LT

STEEL BEAM GUARDRAIL, GALVANIZED
 STA A 51+85 - STA A 51+98 LT
 STA A 54+27 - STA A 54+40 LT
 STA A 58+69 - STA A 58+82 LT

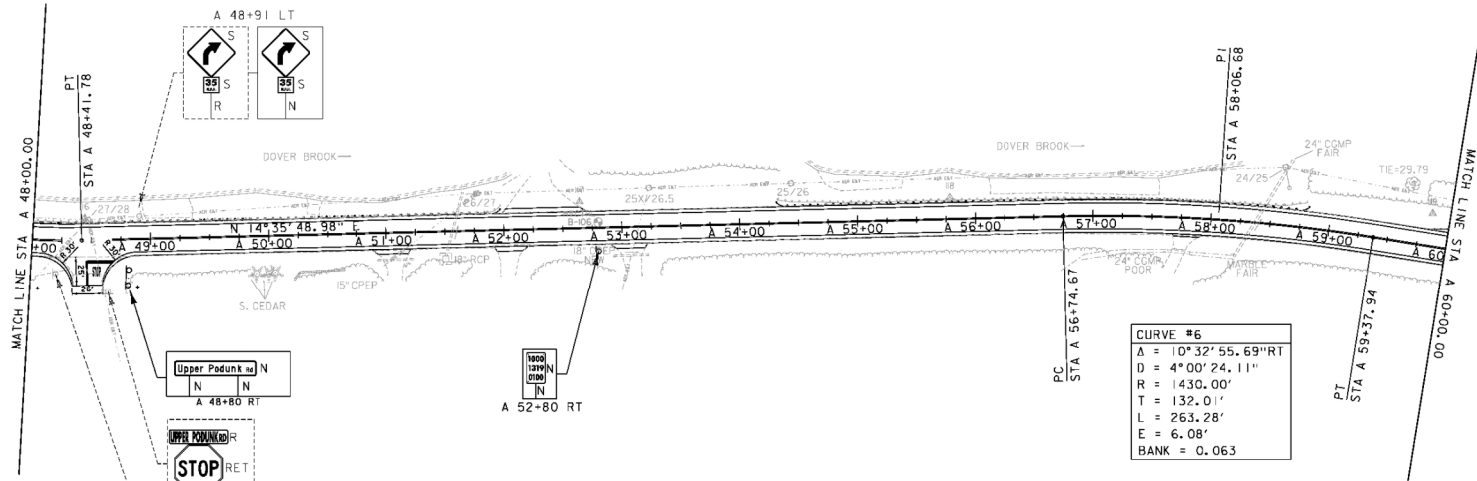
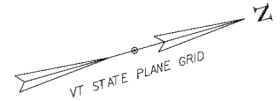
ANCHOR FOR STEEL BEAM RAIL
 STA A 51+89 LT
 STA A 54+36 LT
 STA A 58+73 LT

DELINEATOR WITH STEEL POSTS
 STA A 51+98 LT
 STA A 54+27 LT
 STA A 58+82 LT

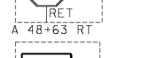
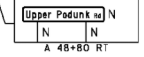
REMOVE AND DISPOSE OF GUARDRAIL
 STA A 47+08 - STA A 51+98 LT
 STA A 54+32 - STA A 58+80 LT

REHAB. DROP INLETS, CATCH BASINS OR MANHOLES, CLASS 11
 STA A 51+50 RT

STONE FILL TYPE 1
STA A 52+74 - STA A 53+04 LT



CURVE #6	
A	= 10° 32' 55.69" RT
D	= 4° 00' 24.11"
R	= 1430.00'
T	= 132.01'
L	= 263.28'
E	= 6.08'
BANK	= 0.063



DURABLE 4 INCH WHITE LINE (SEE OPTION ITEMS)
 STA A 0+00 - STA A 112+31 (SOLID LT)
 STA A 0+00 - STA A 48+34 (SOLID RT)
 STA A 48+58 - STA A 118+63 (SOLID RT)

TEMPORARY 4 INCH WHITE LINE
 STA A 0+00 - STA A 112+31 (SOLID LT)
 STA A 0+00 - STA A 48+34 (SOLID RT)
 STA A 48+58 - STA A 118+63 (SOLID RT)

DURABLE 4 INCH YELLOW LINE (SEE OPTION ITEMS)
 STA A 0+00 - STA A 48+25 (SOLID LT + RT)
 STA A 48+47 RT (CENTERLINE TH #30)
 STA A 48+68 - STA 112+19 (SOLID LT + RT)

TEMPORARY 4 INCH YELLOW LINE
 STA A 0+00 - STA A 48+25 (SOLID LT + RT)
 STA A 48+47 RT (CENTERLINE TH #30)
 STA A 48+25 - STA 112+19 (SOLID LT + RT)

DURABLE 24 INCH STOP BAR (SEE OPTION ITEMS)
 STA A 48+55 RT

DURABLE LETTER OR SYMBOL (SEE OPTION ITEMS)
 STA A 48+55 RT "STOP"

SIGN LEGEND

R	= REMOVE
S	= SALVAGE
N	= NEW
RET	= RETAIN
T&T	= THINNING & TRIMMING
E-B	= BACK TO BACK
EXISTING	-----
NEW	-----



PROJECT NAME:	WARDSBORO-JAMAICA
PROJECT NUMBER:	ER STP 013-1(17)
FILE NAME:	d2b236_bdr.dgn
PROJECT LEADER:	K. UPWAL
DESIGNED BY:	B. KIPP
PLAN SHEET 5	
PLOT DATE:	2/26/2014
DRAWN BY:	B. KIPP
CHECKED BY:	A. KEMPTON
SHEET	64 OF 444