

STEEL BEAM GUARDRAIL, GALVANIZED W/ 8 FT POSTS

STA A 41+17 - STA A 47+52 RT
STA A 47+16 - STA A 51+85 LT

STEEL BEAM GUARDRAIL, GALVANIZED

STA A 41+09 - STA A 41+22 RT
STA A 47+03 - STA A 47+16 LT
STA A 47+52 - STA A 47+65 RT

ANCHOR FOR STEEL BEAM RAIL

STA A 41+18 RT
STA A 47+12 LT
STA A 47+56 RT

DELINEATOR WITH STEEL POSTS

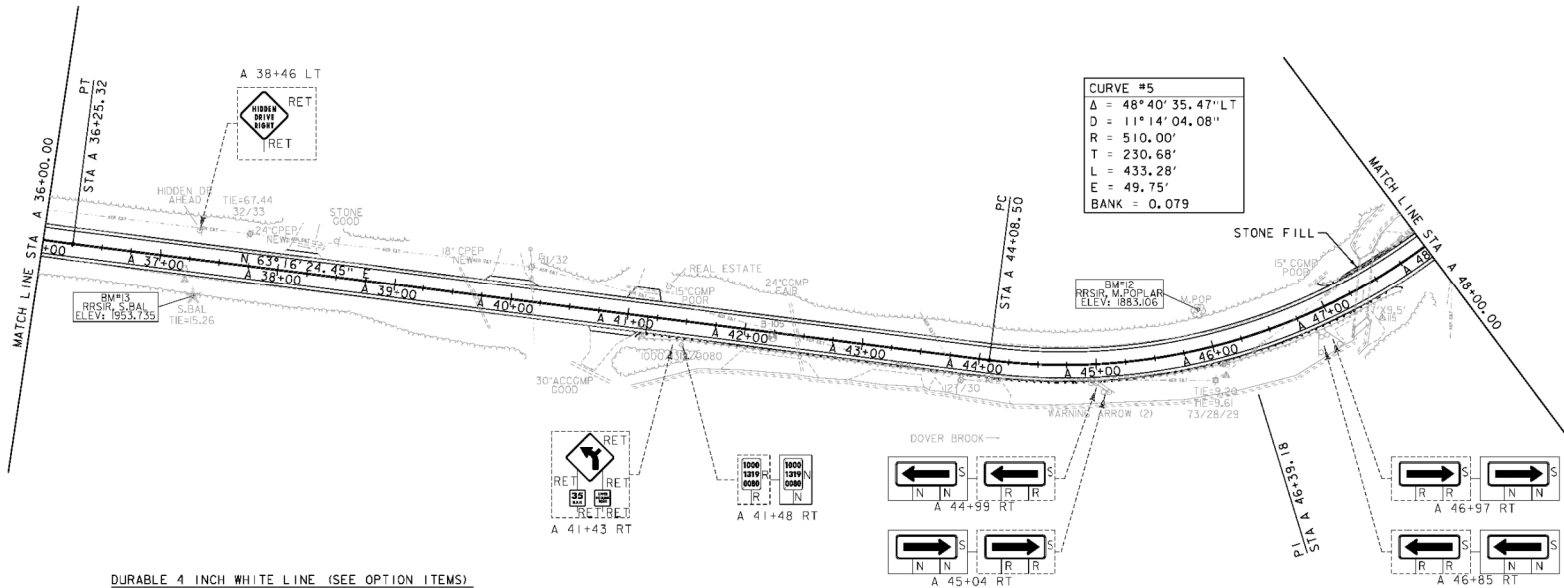
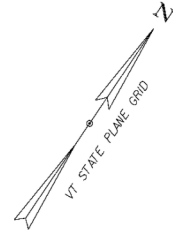
STA A 41+09 RT
STA A 47+03 LT
STA A 47+65 RT

REMOVE AND DISPOSE OF GUARDRAIL

STA A 41+11 - STA A 47+63 RT
STA A 47+08 - STA A 51+98 LT

STONE FILL TYPE I

STA A 42+55 - STA A 47+65 LT
STA A 38+36 - STA A 39+54 LT
STA A 40+22 - STA A 40+92 LT

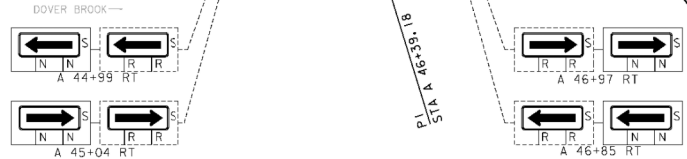


DURABLE 4 INCH WHITE LINE (SEE OPTION ITEMS)
STA A 0+00 - STA A 112+31 (SOLID LT)
STA A 0+00 - STA A 48+34 (SOLID RT)

DURABLE 4 INCH YELLOW LINE (SEE OPTION ITEMS)
STA A 0+00 - STA 48+25 (SOLID LT + RT)

TEMPORARY 4 INCH WHITE LINE
STA A 0+00 - STA A 112+31 (SOLID LT)
STA A 0+00 - STA A 48+34 (SOLID RT)

TEMPORARY 4 INCH YELLOW LINE
STA A 0+00 - STA 48+25 (SOLID LT + RT)



SIGN LEGEND
R = REMOVE
S = SALVAGE
N = NEW
RET = RETAIN
T&T = THINNING & TRIMMING
B-B = BACK TO BACK
EXISTING = DASHED LINE
NEW = SOLID LINE



PROJECT NAME:	WARDSBORO-JAMAICA	FILE NAME:	d2b236.bdr.dgn	PLLOT DATE:	2/26/2014
PROJECT NUMBER:	ER STP 013-1(17)	PROJECT LEADER:	K. UPWAL	DRAWN BY:	B. KIPP
		DESIGNED BY:	B. KIPP	CHECKED BY:	A. KEMPTON
		PLAN SHEET 4		SHEET	62 OF 444