

STEEL BEAM GUARDRAIL, GALVANIZED W/ 8 FT POSTS
 STA A 16+54 - STA A 24+35 RT
 STA A 17+03 - STA A 23+97 LT

REMOVE AND DISPOSE OF GUARDRAIL
 STA A 16+51 - STA A 24+47 RT
 STA A 16+91 - STA A 24+07 LT

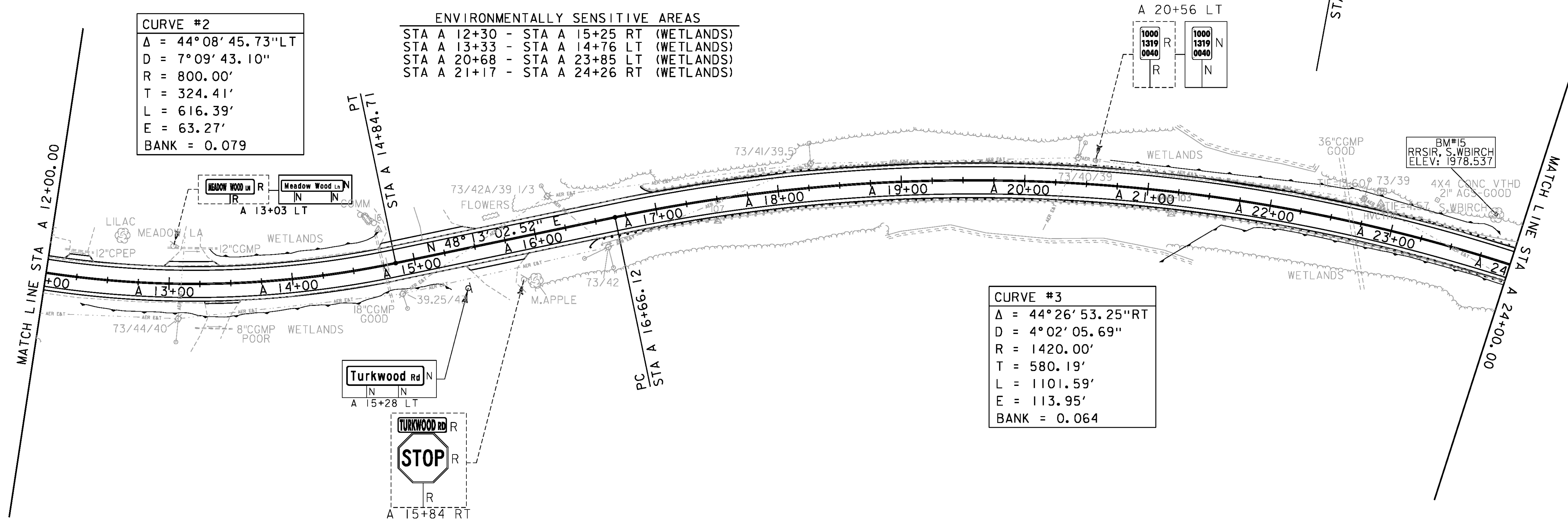
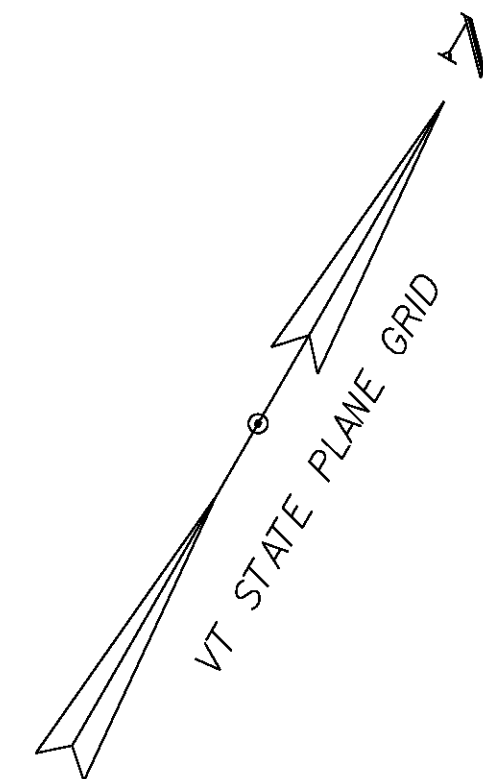
STEEL BEAM GUARDRAIL, GALVANIZED
 STA A 16+41 - STA A 16+54 RT
 STA A 16+90 - STA A 17+03 LT
 STA A 23+97 - STA A 24+10 LT

BARRIER FENCE
 STA A 12+00 - STA A 15+50 RT
 STA A 13+00 - STA A 15+00 LT
 STA A 20+50 - STA A 24+00 LT
 STA A 21+00 - STA A 24+50 RT

ANCHOR FOR STEEL BEAM RAIL
 STA A 16+50 RT
 STA A 16+99 LT

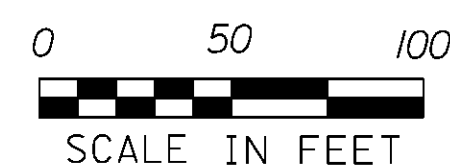
EROSION LOG
 STA A 12+00 - STA A 15+50 RT
 STA A 13+00 - STA A 15+00 LT
 STA A 20+50 - STA A 24+00 LT
 STA A 21+00 - STA A 24+50 RT

DELINEATOR WITH STEEL POSTS
 STA A 16+41 RT
 STA A 16+90 LT
 STA A 24+10 LT
 STA A 24+48 RT



DURABLE 4 INCH WHITE LINE (SEE OPTION ITEMS)
 STA A 0+00 - STA A 112+31 (SOLID LT)
 STA A 0+00 - STA A 48+34 (SOLID RT)
 DURABLE 4 INCH YELLOW LINE (SEE OPTION ITEMS)
 STA A 0+00 - STA 48+25 (SOLID LT + RT)

TEMPORARY 4 INCH WHITE LINE
 STA A 0+00 - STA A 112+31 (SOLID LT)
 STA A 0+00 - STA A 48+34 (SOLID RT)
 TEMPORARY 4 INCH YELLOW LINE
 STA A 0+00 - STA 48+25 (SOLID LT + RT)



SIGN LEGEND
 R = REMOVE
 S = SALVAGE
 N = NEW
 RET = RETAIN
 T&T = THINNING & TRIMMING
 B-B = BACK TO BACK
 EXISTING = DASHED LINE
 NEW = SOLID LINE

PROJECT NAME: WARDBORO-JAMAICA
 PROJECT NUMBER: ER STP 013-1(17)
 FILE NAME: dl2b236_bdr.dgn
 PROJECT LEADER: K. UPMAL
 DESIGNED BY: B. KIPP
 PLAN SHEET 2
 PLOT DATE: 2/26/2014
 DRAWN BY: B. KIPP
 CHECKED BY: A. KEMPTON
 SHEET 58 OF 444