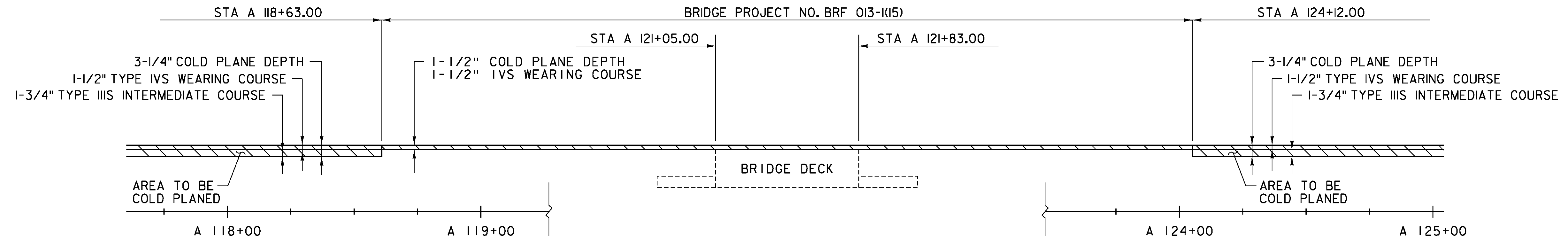


BEGIN APPROACH TRANSITION DETAIL

END APPROACH TRANSITION DETAIL

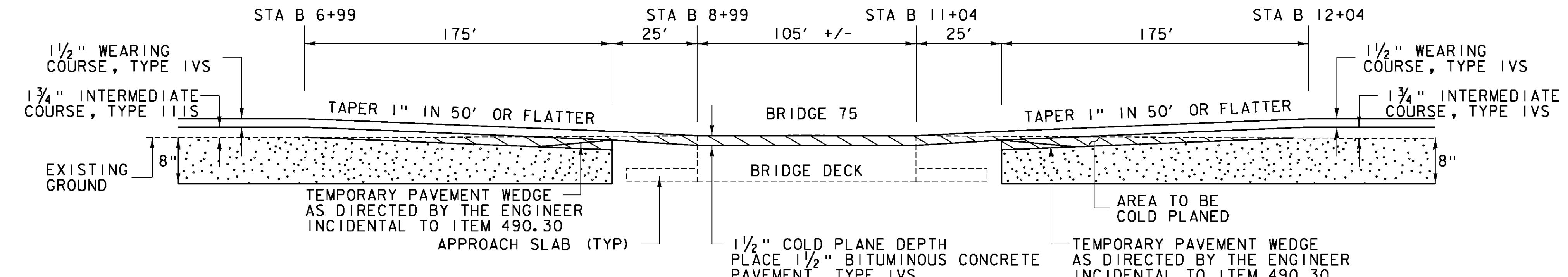
NOT TO SCALE
WARDSBORO

NOT TO SCALE
JAMAICA



COLD PLANE AND OVERLAY END AND BEGIN AREA DETAIL

NOT TO SCALE

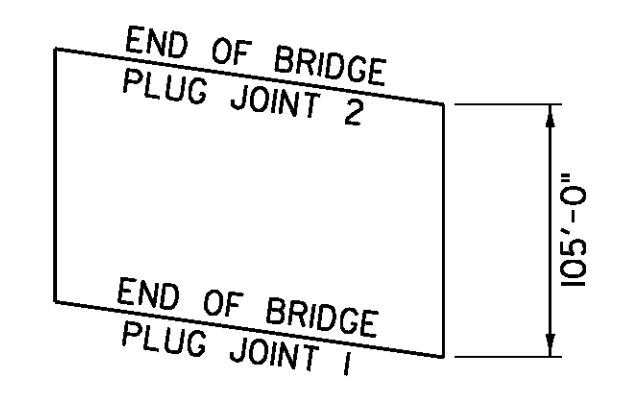


JAMAICA - BRIDGE #75 TRANSITION DETAIL

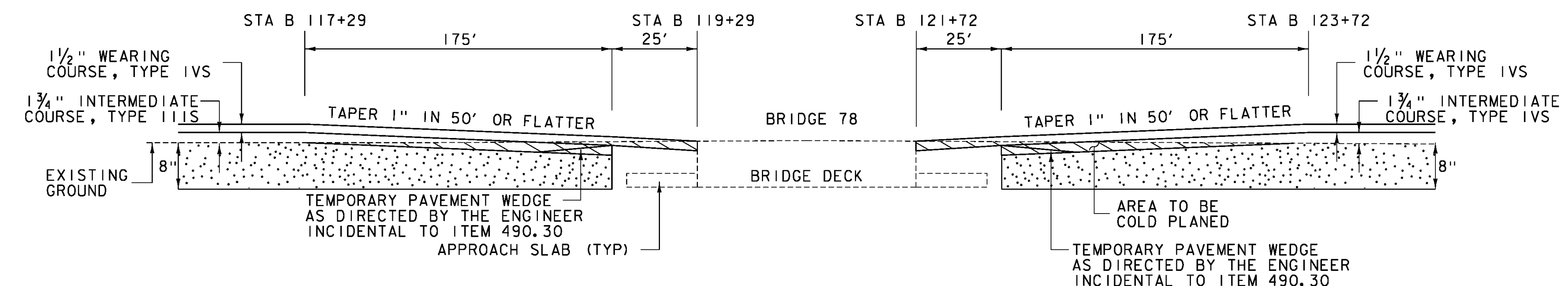
NOT TO SCALE

JOINT	STATION	LENGTH
1	B 8+99	35' - 0"
2	B 11+04	35' - 0"
BRIDGE #75		70' - 0"

TOTAL LENGTH OF JOINT



**JAMAICA BRIDGE #75
STA. B 10+02 (MM 0.19)
COLD PLANE AND PAVE**



JAMAICA - BRIDGE #78 TRANSITION DETAIL

NOT TO SCALE

PROJECT NAME:	WARDSBORO-JAMAICA	PLOT DATE:	2/26/2014
PROJECT NUMBER:	ER STP 013-1(17)	PROJECT LEADER:	K. UPMAL
FILE NAME:	d12b236_det.dgn	DESIGNED BY:	B. KIPP
		CHECKED BY:	A. KEMPTON
		DETAIL SHEET I	SHEET II OF 444