

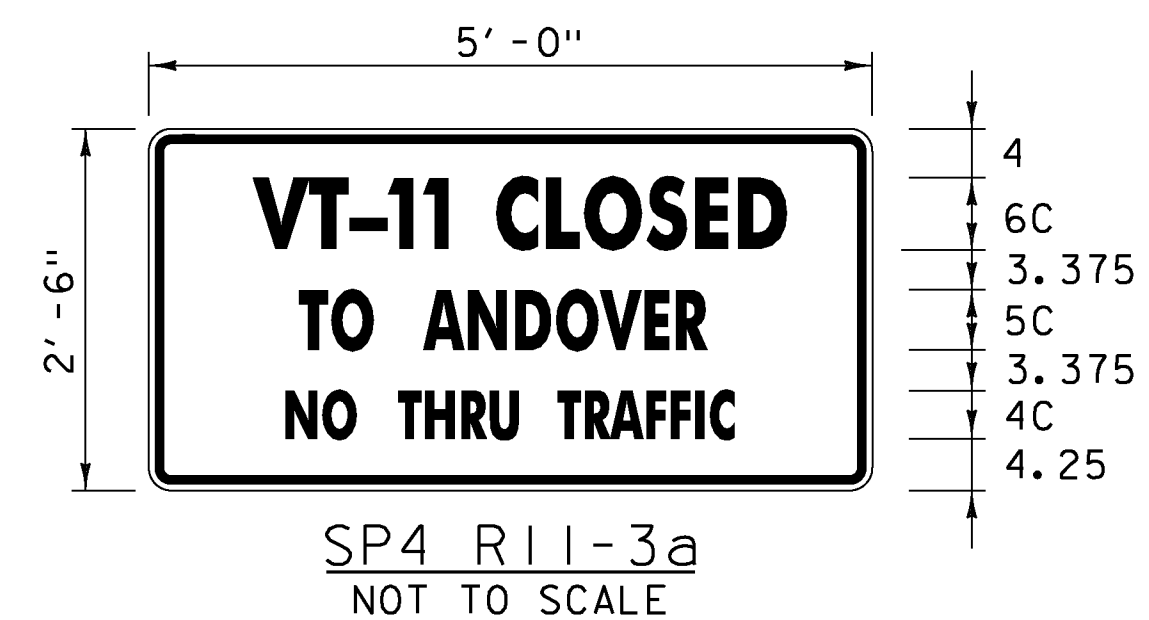


IDENTIFICATION NUMBER	SIZE OF SIGN		TEXT	NUMBER OF SIGNS REQ'D	REMARKS
	WIDTH (IN)	HEIGHT (IN)			
M1-5	30	24		45*	STD. E-I36B
M3-2	24	12		24*	STD. E-I36B
M3-4	24	12		21*	STD. E-I36B
M4-8	24	12		45*	SHSM
M4-8A	24	18		2	SHSM
M5-1L	21	15		5	STD. E-I36B SIGNS SHALL BE BLACK ARROW AND BORDER ON RETROREFLECTIVE ORANGE BACKGROUND
M5-1R	21	15		4	STD. E-I36B SIGNS SHALL BE BLACK ARROW AND BORDER ON RETROREFLECTIVE ORANGE BACKGROUND
M6-1L	21	15		4	STD. E-I36B SIGNS SHALL BE BLACK ARROW AND BORDER ON RETROREFLECTIVE ORANGE BACKGROUND
M6-1R	21	15		1	STD. E-I36B SIGNS SHALL BE BLACK ARROW AND BORDER ON RETROREFLECTIVE ORANGE BACKGROUND
M6-3	21	15		31*	STD. E-I36B SIGNS SHALL BE BLACK ARROW AND BORDER ON RETROREFLECTIVE ORANGE BACKGROUND
W20-2	48	48		4	SHSM
W20-3	48	48		4	SHSM
W20-3	48	48		4	SHSM
R11-2	48	30		2	SHSM
SP1 R11-3a	60	30		1	SEE NOTES AND DETAILS THIS SHEET
SP2 R11-3a	60	30		1	SEE NOTES AND DETAILS THIS SHEET
SP3 R11-3a	60	30		5	SEE NOTES AND DETAILS THIS SHEET

* = NUMBER OF SIGNS REQ'D ASSUMING APPROXIMATELY 15 LOCATIONS OF CONFIRMATORY ROUTE MARKER ASSEMBLY DETAIL.

IDENTIFICATION NUMBER	SIZE OF SIGN		TEXT	NUMBER OF SIGNS REQ'D	REMARKS
	WIDTH (IN)	HEIGHT (IN)			
SP4 R11-3a	60	30		1	SEE NOTES AND DETAILS THIS SHEET
W20-1	48	48		4	SHSM
W20-1	48	48		4	SHSM
G20-2	36	18		2	SHSM

NOTES:

- COLORS FOR THE SP1 R11-3a, SP2 R11-3a AND R11-3a SIGNS SHALL BE BLACK TEXT AND BORDER ON RETROREFLECTIVE WHITE BACKGROUND.
- TWO ORANGE FLAGS (ONE EACH SIDE) SHALL BE PLACED AT THE TOP OF THE R11-3A, SP1 SP2 SP3 AND SP4 SIGNS.
- THE M1-5, M3-2, AND THE M3-4 SIGNS SHALL BECOME THE PROPERTY OF THE STATE AFTER THEY ARE REMOVED FROM THE DETOUR. THE CONTRACTOR SHALL DELIVER THE SIGNS TO THE CHESTER DISTRICT GARAGE. ALL COSTS ASSOCIATED WITH PROVIDING THE SIGNS TO THE STATE SHALL BE INCIDENTAL TO ITEM 900.645 SPECIAL PROVISION (TRAFFIC CONTROL, ALL INCLUSIVE).



ALL DIMENSIONS ARE IN INCHES.

PROJECT NAME:	ANDOVER	PLOT DATE:	22-JAN-2015
PROJECT NUMBER:	BHF 016-1(29)	PROJECT LEADER:	C. CARLSON
DESIGNED BY:	D. PETERSON	CHECKED BY:	D. PETERSON
TRAFFIC CONTROL SIGNS		SHEET	17 OF 48