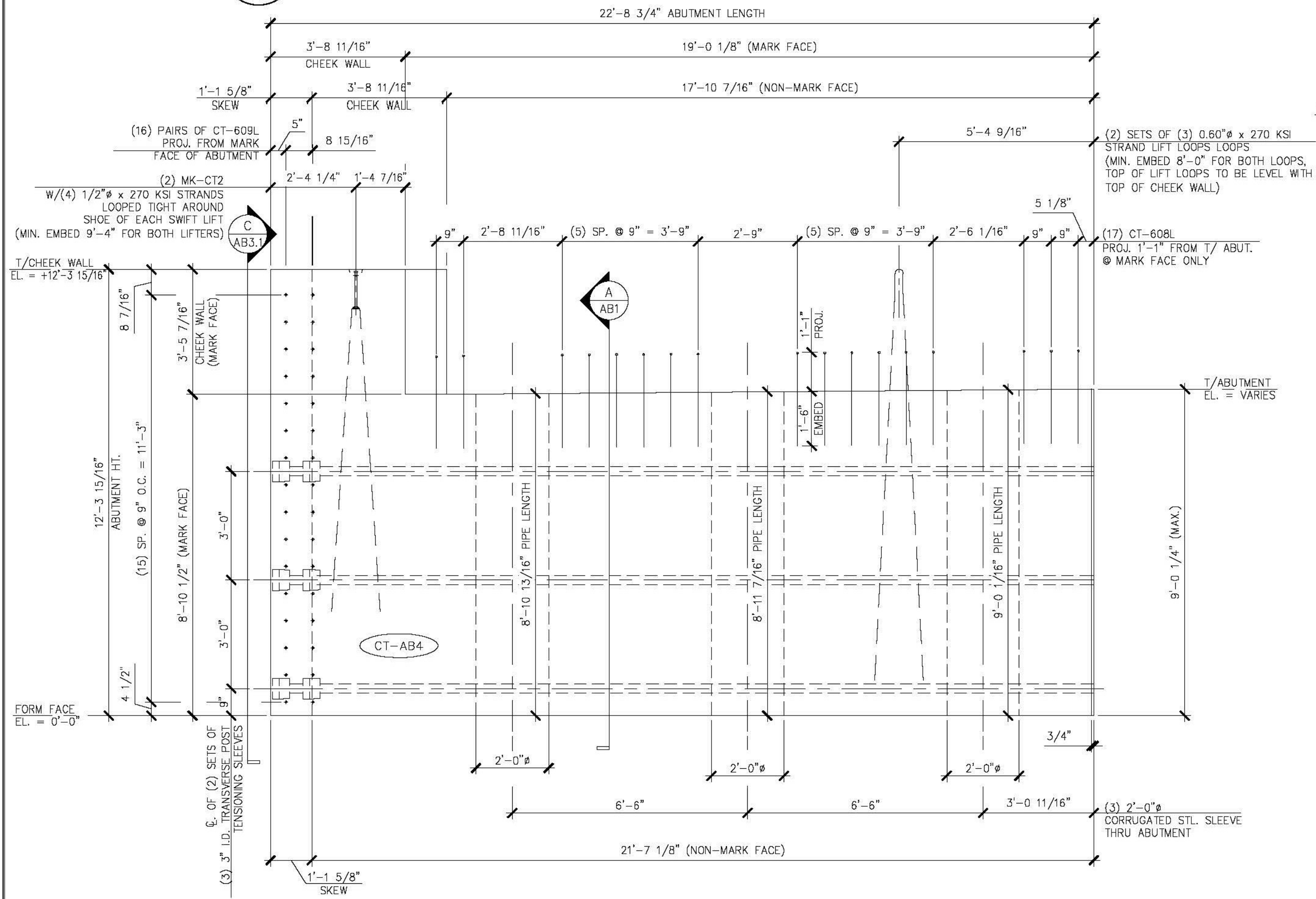
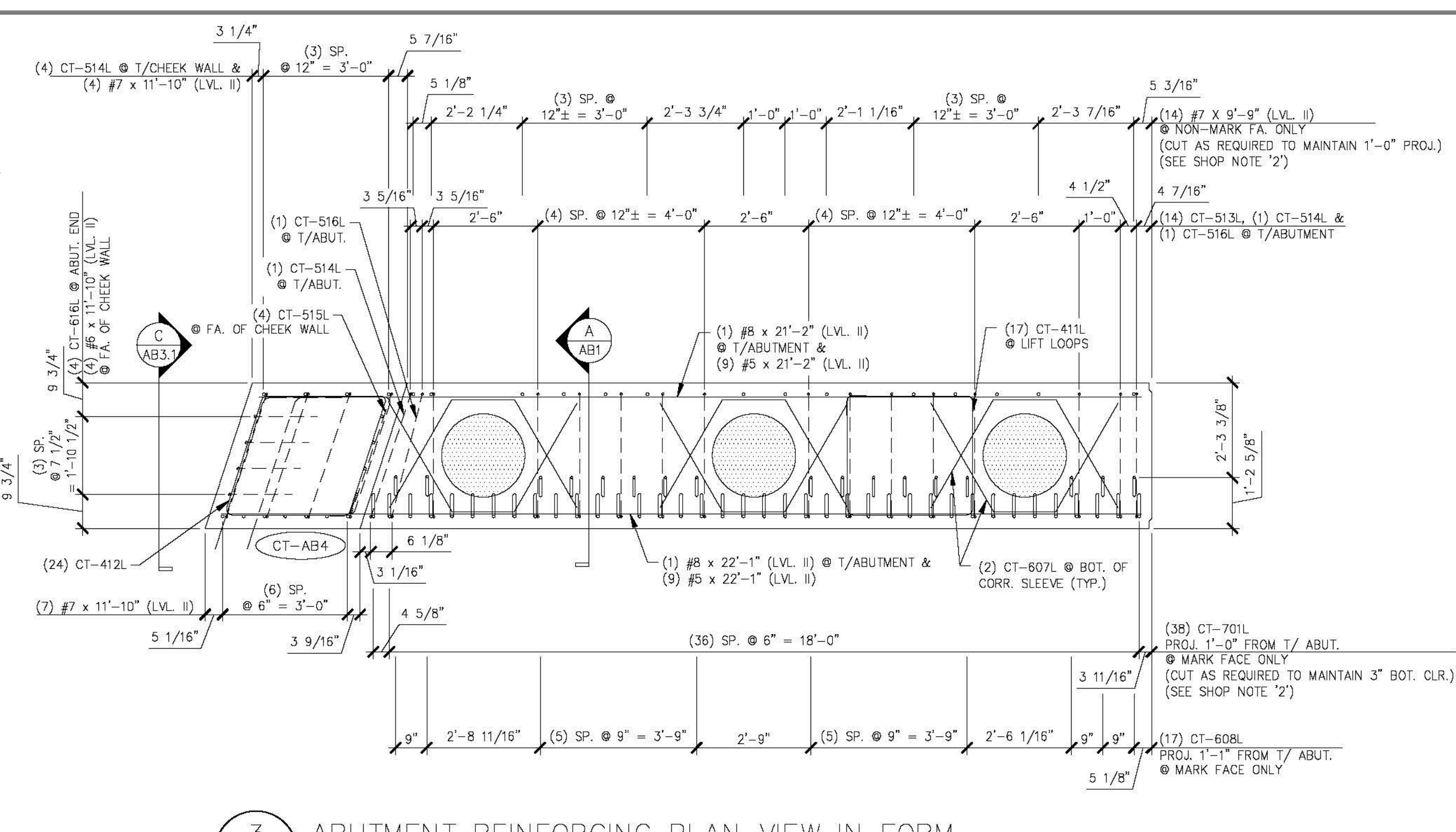


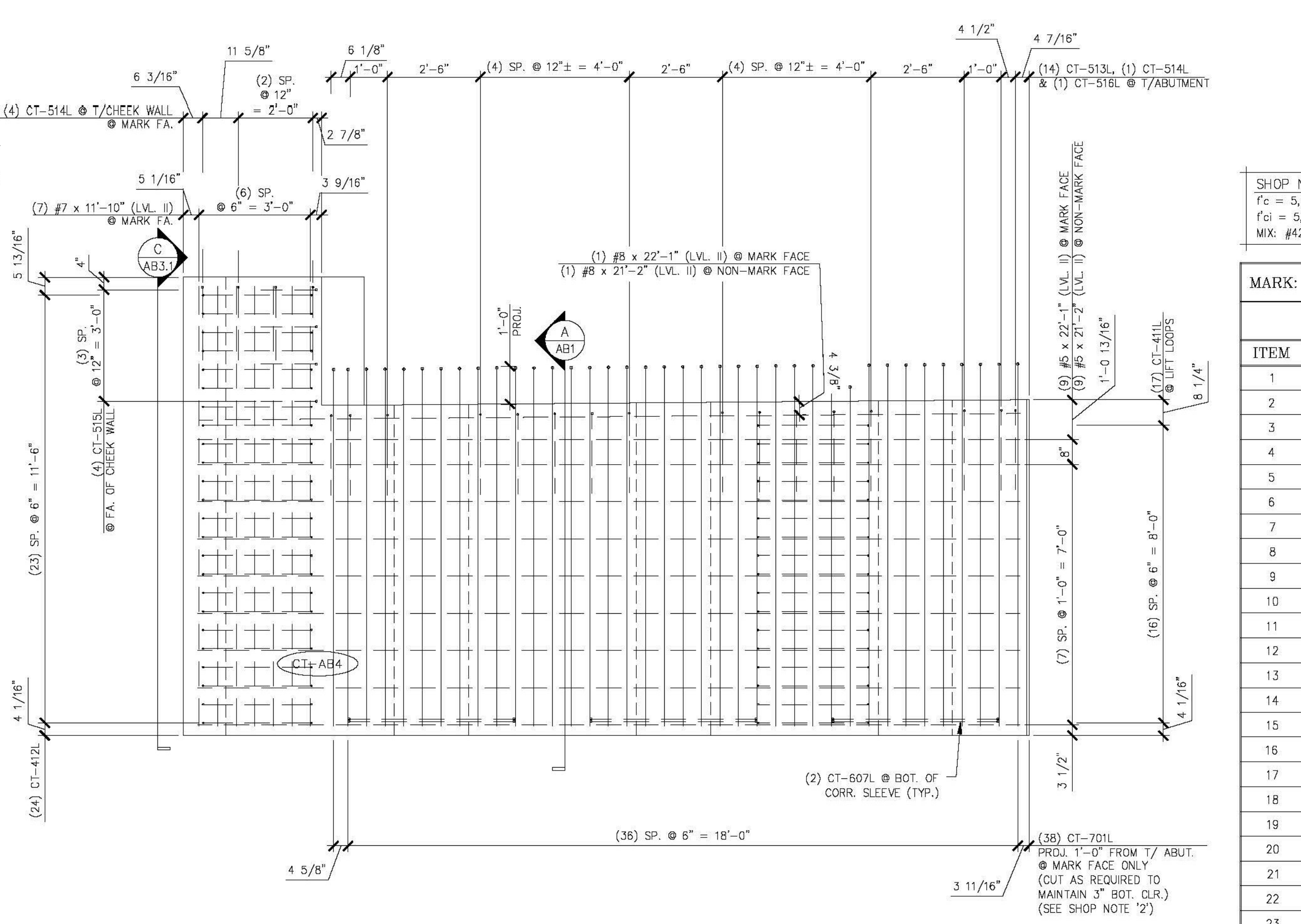
1 ABUTMENT DIMENSIONAL PLAN VIEW IN FORM  
AB5  
3/8" = 1'-0"



2 ABUTMENT DIMENSIONAL MARK FACE ELEVATION  
AB5  
3/8" = 1'-0"  
(ONLY CT-608L PROJECTING BARS SHOWN. ALL OTHER PROJECTING BARS ARE NOT SHOWN HERE FOR CLARITY. SEE DETAILS "A/AB1" AND "4/AB5" FOR ADDITIONAL PROJECTING BARS)



3 ABUTMENT REINFORCING PLAN VIEW IN FORM  
AB5  
3/8" = 1'-0"



4 ABUTMENT REINFORCING MARK FACE ELEVATION  
AB5  
3/8" = 1'-0"  
(ONLY #7 PROJECTING BARS (LVL. II) SHOWN. ALL OTHER PROJECTING BARS ARE NOT SHOWN HERE FOR CLARITY. SEE DETAILS "A/AB1" AND "2/AB5" FOR ADDITIONAL PROJECTING BARS)

SHOP NOTES:  
1. ALL EDGES OF ABUTMENT SHALL RECEIVE A 1" CHAMFER (U.N.O.)  
2. ENDS OF CUT BARS SHALL BE COATED WITH TOUCH UP PRODUCT SUPPLIED BY THE REBAR MANUFACTURER.

SHOP NOTE:  
f<sub>c</sub> = 5,000 PSI  
f<sub>s</sub> = 5,000 PSI  
MIX: #425M-NO DO

MARK: CT-AB4	QTY.: 1	WT.: 49.05 T	VOL.: 24.22 cy
--------------	---------	--------------	----------------

MATERIAL LIST / ABUTMENT			
ITEM	MARK	DESCRIPTION	QTY.
1	CT-701L	#7 BENT BAR (LEVEL II, DUAL COATED)	38
2	CT-607L	#6 BENT BAR (LEVEL II, DUAL COATED)	6
3	CT-608L	#6 BENT BAR (LEVEL II, DUAL COATED)	17
4	CT-609L	#6 BENT BAR (LEVEL II, DUAL COATED)	32
5	CT-616L	#6 BENT BAR (LEVEL II, DUAL COATED)	4
6	CT-513L	#5 BENT BAR (LEVEL II, DUAL COATED)	14
7	CT-514L	#5 BENT BAR (LEVEL II, DUAL COATED)	5
8	CT-515L	#5 BENT BAR (LEVEL II, DUAL COATED)	4
9	CT-516L	#5 BENT BAR (LEVEL II, DUAL COATED)	1
10	CT-411L	#4 BENT BAR (LEVEL II, DUAL COATED)	17
11	CT-412L	#4 BENT BAR (LEVEL II, DUAL COATED)	24
12			
13		#8 x 22'-1" (LEVEL II, DUAL COATED)	1
14		#8 x 21'-2" (LEVEL II, DUAL COATED)	1
15		#7 x 11'-10" (LEVEL II, DUAL COATED)	11
16		#7 x 9'-9" (LEVEL II, DUAL COATED)	14
17		#6 x 11'-10" (LEVEL II, DUAL COATED)	4
18		#5 x 22'-1" (LEVEL II, DUAL COATED)	9
19		#5 x 21'-2" (LEVEL II, DUAL COATED)	9
20		2'-0" x 9'-0 1/16" CORRUGATED STEEL PIPE (GALV.)	1
21		2'-0" x 8'-11 7/16" CORRUGATED STEEL PIPE (GALV.)	1
22		2'-0" x 8'-10 13/16" CORRUGATED STEEL PIPE (GALV.)	1
23	MK-CT2	20T x 19 3/4" SWIFT LIFT LIFTER	2
24		SET OF (3) 0.60" STRAND LIFTING LOOPS	2
25		SET OF (4) 1/2" STRANDS	2
26			

Vermont Agency of Transportation  
**RECEIVED**  
ON: **May 26, 2015**  
and Checked for  
**CONFORMANCE**  
BY: Jennifer Fitch DATE: 05/28/2015

**SHOP DRAWING REVIEW**

REVIEWED AS REQUIRED BY THE CONSTRUCTION CONTRACT DOCUMENTS AND APPROVED, BUT ONLY FOR CONFORMANCE TO THE DESIGN CONCEPT OF THE WORK, AND SUBJECT TO FURTHER LIMITATIONS AND REQUIREMENTS CONTAINED IN THE CONSTRUCTION CONTRACT DOCUMENTS.

SUBMITTED  REVISE AND RESUBMIT  FURNISH AS CORRECTED

CONTRACTORS OR COMMENTORS MADE ON THE SHOP DRAWINGS DURING THIS REVIEW DO NOT RELIEVE CONTRACTOR FROM COMPLIANCE WITH REQUIREMENTS OF THE SPECIFICATIONS AND SPECIFICATIONS. THIS CHECK IS ONLY FOR REVIEW OF GENERAL CONFORMANCE WITH THE DESIGN CONCEPT OF THE PROJECT AND GENERAL COMPLIANCE WITH THE INFORMATION GIVEN IN THE CONTRACT DOCUMENTS. THE CONTRACTOR IS RESPONSIBLE FOR CONFIRMING AND CORRECTING ALL QUANTITIES AND DIMENSIONS, SELECTING FABRICATION PROCESSES AND TECHNIQUES OF CONSTRUCTION, COORDINATING HIS WORK WITH THAT OF ALL OTHER TRADES, AND PERFORMING HIS WORK IN A SAFE AND SATISFACTORY MANNER.

40 IX Drive  
Building 100, Suite 200  
South Burlington, VT 05403  
802.487.6100

Job Number: 57632.00  
Reviewed By: E.F. LAWES  
Date: May 27, 2015

**J.P. CARRARA & SONS INC.**  
Precast & Prestress Manufacturer  
2464 GISE STR., MIDDLEBURY, VERMONT 05753 Phone: (802)388-6361 Fax: (802)388-9010

**SCHULTZ CONSTRUCTION**  
CONTRACTOR  
BALLSTON SPA, NY

STATE OF VERMONT AGENCY OF TRANSPORTATION  
COUNTY OF RUTLAND

TOWN OF CASTLETON  
VT ROUTE 30 (RURAL MINOR ARTERIAL)  
BRIDGE NO.: 93 PROJECT NO.: BRF 015-2(10)

DATE: MAY 06, 2015  
SCALE: NOTED  
CHKD: R.M. DFTM: PSS  
JOB NO: 23456-015

PRECAST ABUTMENT DETAILS "CT-AB4" DWG. NO: AB5