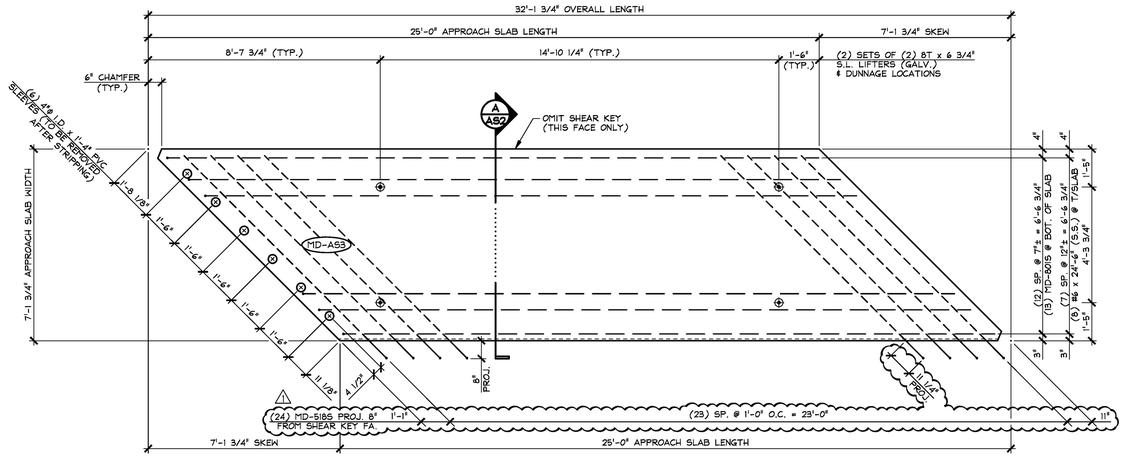

1 AS2 DIMENSIONAL PLAN VIEW IN FORM - "MD-AS3"
3/8" = 1'-0"

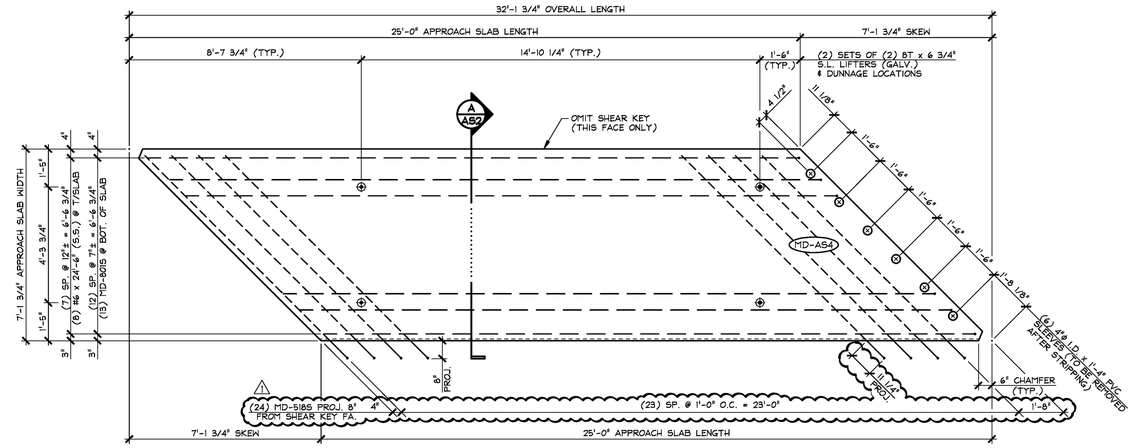

3 AS2 DIMENSIONAL PLAN VIEW IN FORM - "MD-AS4"
3/8" = 1'-0"

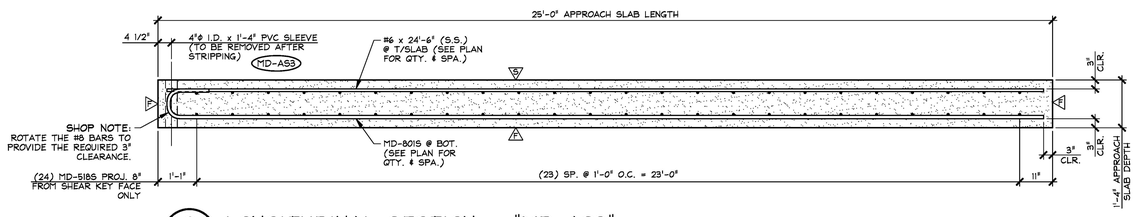

2 AS2 LONGITUDINAL SECTION - "MD-AS3"
1/2" = 1'-0"

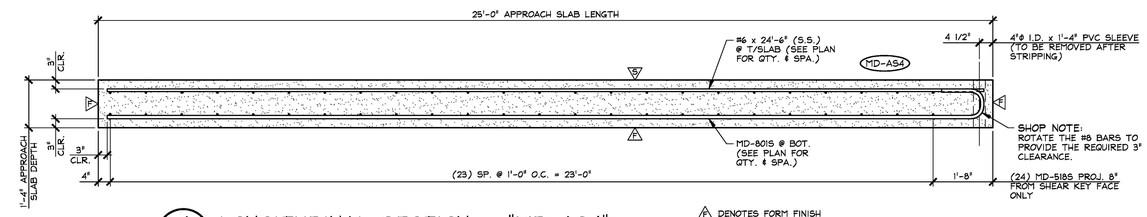

4 AS2 LONGITUDINAL SECTION - "MD-AS4"
1/2" = 1'-0"

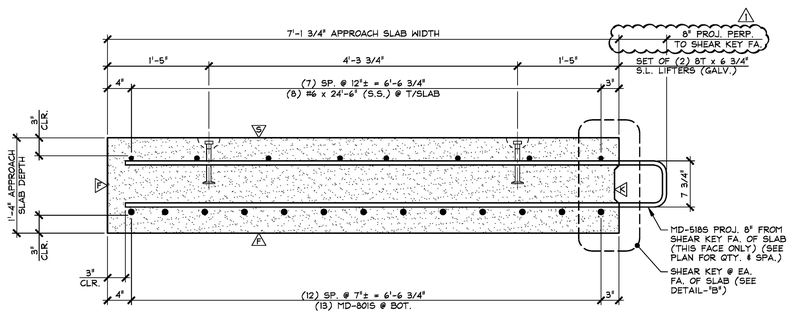

A AS2 TRANSVERSE SECTION
1" = 1'-0"

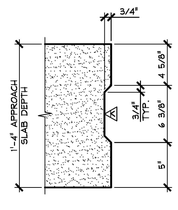

DETAIL - "B"
1 1/2" = 1'-0"

F DENOTES FORM FINISH

S DENOTES SMOOTH SCREED FINISH

R DENOTES ROUGHENED SURFACE TO PROVIDE AN 1/8" AMPLITUDE EXPOSED AGGREGATE PROFILE. UTILIZE A SURFACE RETARDER WITH WATER BLAST, SAND BLAST, OR A COMBINATION OF BOTH TO ACHIEVE THE DESIRED SHEAR KEY SURFACE FINISH.

SHOP NOTE:
28-DAY STRENGTH = 5,000 PSI
HANDLING STRENGTH = 3,500 PSI
MIX #445MSCC

MARK:	QTY.:	WT.:	VOL.:
MD-AS3	2	17.81 T	8.79 cy
MD-AS4	1	17.81 T	8.79 cy

MATERIAL LIST / APPROACH SLAB

ITEM	MARK	DESCRIPTION	QTY./SLAB AS3	QTY./SLAB AS4
1	MD-5185	#5 BENT BAR (STAINLESS STEEL)	24	24
2				
3		#6 x 24'-6" (STAINLESS STEEL)	8	8
4				
5	MD-8015	#8 BENT BAR (STAINLESS STEEL)	13	13
6				
7				
8		4"ø I.D. x 1'-4" PVC SLEEVE	6	6
9		8T x 6 3/4" SWIFT LIFT LIFTER (GALV.)	4	4
10				

_____ Approved
_____ Rejected
_X_ Approved As Noted

This review is only for general conformance with the design concept and the information given in the Construction Documents. Corrections or comments made on the shop drawings during the review do not relieve the Contractor from compliance with the requirements of the Plans and Specifications. Review of a specific item shall not include review of an assembly of which an item is a component. The Contractor is responsible for dimensions to be confirmed and corrected at the job site; information that pertains solely to the fabrication process or to the means, methods, techniques, sequences and procedures of construction; coordination of the Work with that of other trades and performing all Work in a safe and satisfactory manner.

McFarland Johnson
Date 5/13/2016
By D. Kull

Vermont Agency of Transportation
RECEIVED
ON: May 10, 2016
and Checked for
CONFORMANCE
BY: Rob Young DATE: 05/16/2016

1 5-10-16 REVISED AS NOTED

APPROVAL STAMP:

J.P. CARRARA & SONS INC.
Precast & Prestress Manufacturer
2464 CASE STR., MIDDLEBURY, VERMONT 05753 Phone:(802)388-6361 Fax:(802)388-9010

A.L. ST. ONGE CONTRACTOR, INC.
CONTRACTOR
MONTGOMERY, VERMONT

STATE OF VERMONT AGENCY OF TRANSPORTATION
COUNTY OF WINDSOR

TOWN OF WAITSFIELD
VT ROUTE 100 (MINOR ARTERIAL)
BRIDGE NO.: 177 PROJECT NO.: BRF 013-4(39)

PRECAST APPROACH SLAB DETAILS

DATE: JAN. 12, 2016
SCALE: NOTED
CHKD: - DFTM: B.L.
JOB NO: 23480-016
DWG. NO: AS2

F:\VT-Bridges\23480-15 Waitsfield\23480-AS2.dwg, 5/10/2016 10:19:25 AM