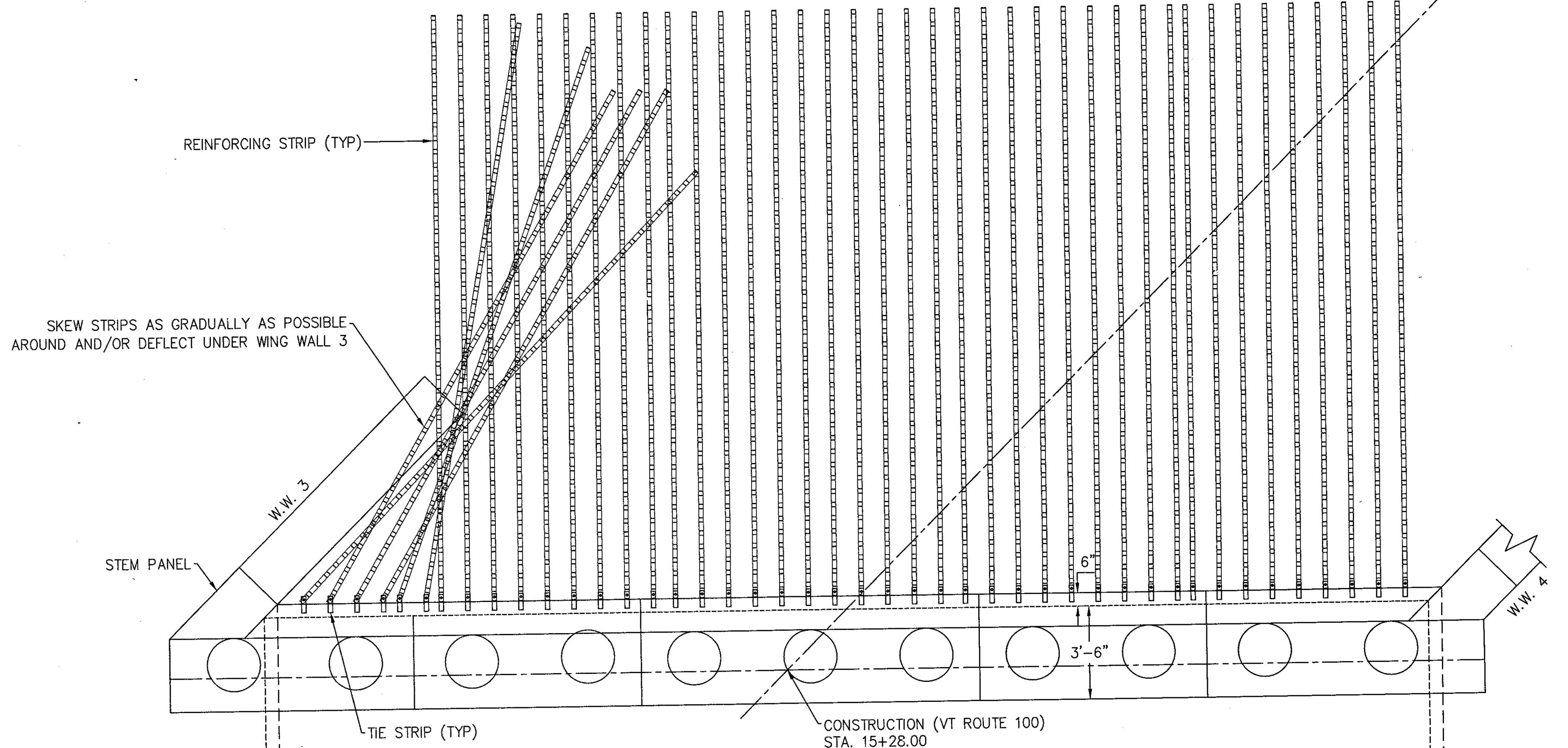
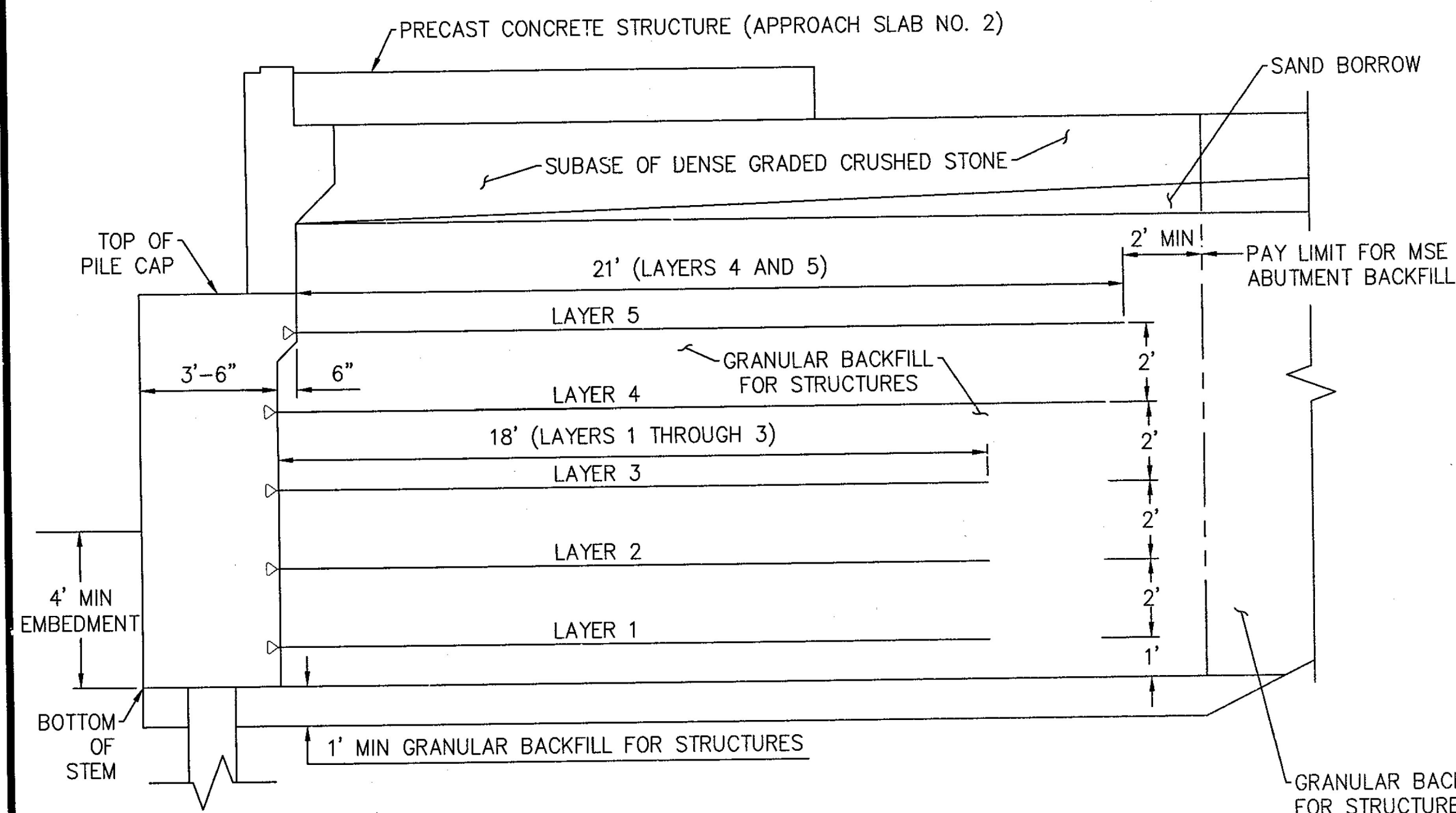


TYPICAL STRIP VERTICAL DEFLECTION
DETAIL @ WINGWALL

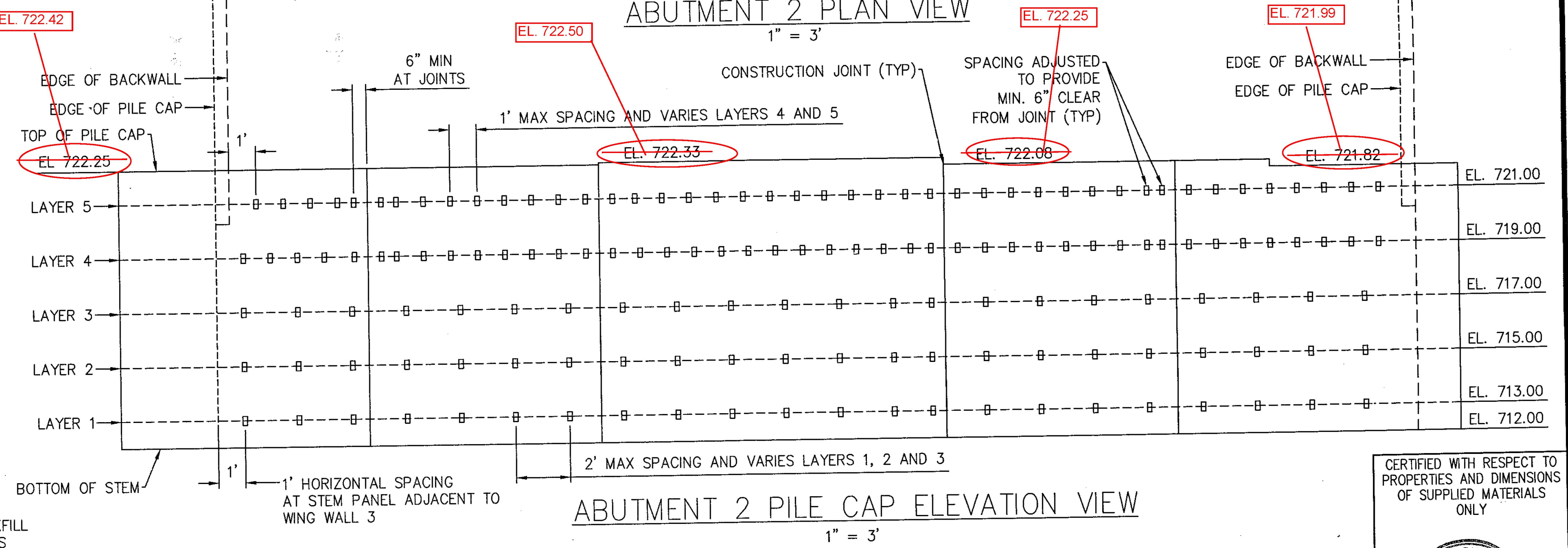
STRIP SPACING TABLE				
LAYER	DISTANCE FROM BOTTOM OF STEM (FT)	REINFORCING STRIP LENGTH (FT)	MAX. HORIZONTAL STRIP SPACING (FT)	NO. OF STRIPS REQUIRED
5	9	21	1	44
4	7	21	1	44
3	5	18	2	22
2	3	18	2	22
1	1	18	2	22



ABUTMENT 2 PLAN VIEW
1" = 3'




ABUTMENT 2 SECTION VIEW
1" = 3'



ABUTMENT 2 PILE CAP ELEVATION VIEW
1" = 3'

- NOTES:
- 1) REINFORCING STRIPS SHALL BE SET A MINIMUM OF 6" FROM MATCH CAST CONSTRUCTION JOINTS
 - 2) HORIZONTAL STRIP SPACING AT STEM PANEL SHALL BE ONE FOOT ALL LAYERS
 - 3) LAYER 5 SHOWN IN PLAN VIEW, OTHER LAYERS BELOW ARE SIMILAR.
 - 4) STRIP SPACING TABLE TAKEN FROM CONTRACT PLAN SHEET 44 OF 69.

CERTIFIED WITH RESPECT TO
PROPERTIES AND DIMENSIONS
OF SUPPLIED MATERIALS
ONLY



Approved _____
Rejected _____
X Approved As Noted _____
Date: 2/17/2016
By: D. Kull

Vermont Agency of Transportation
RECEIVED
ON: **January 19, 2016**
and Checked for
CONFORMANCE
BY: Rob Young DATE: 02/18/2016

This drawing contains information proprietary to The Reinforced Earth Company, and is being furnished for the use of VTAOT only in connection with this project, and the information contained herein is not to be transmitted to any other organization unless specifically authorized in writing by The Reinforced Earth Company. The Reinforced Earth Company is exclusive licensee in the United States under patents issued to Henri Vidal, and the furnishing of this drawing does not constitute an expressed or implied license under the Vidal patents.

The design contained on these drawings is based on information provided in the contract drawings by the owner. Internal stability and external stability, including foundation (bearing capacity and settlement) and slope (global) stability, is the responsibility of the owner.

REINFORCED EARTH® IS THE REGISTERED TRADE NAME OF THE REINFORCED EARTH COMPANY.

DESIGNED BY: CAA		PROJECT NAME WAITSFIELD BRIDGE IMPROVEMENT RT 100 BRIDGE 177	DATE 1/19/16
PROJECT ENGR: CAA		LOCATION TOWN OF WAITSFIELD COUNTY OF WASHINGTON	CONTRACT NO. RE-17708
CHECKED BY: PLA		OWNER VTAOT	DRAWING NO. 2 OF 2
REV.	DATE	DESCRIPTION	DRAWING COVERS ABUTMENT ELEVATION AND DETAILS
			SCALE AS SHOWN

R:17708