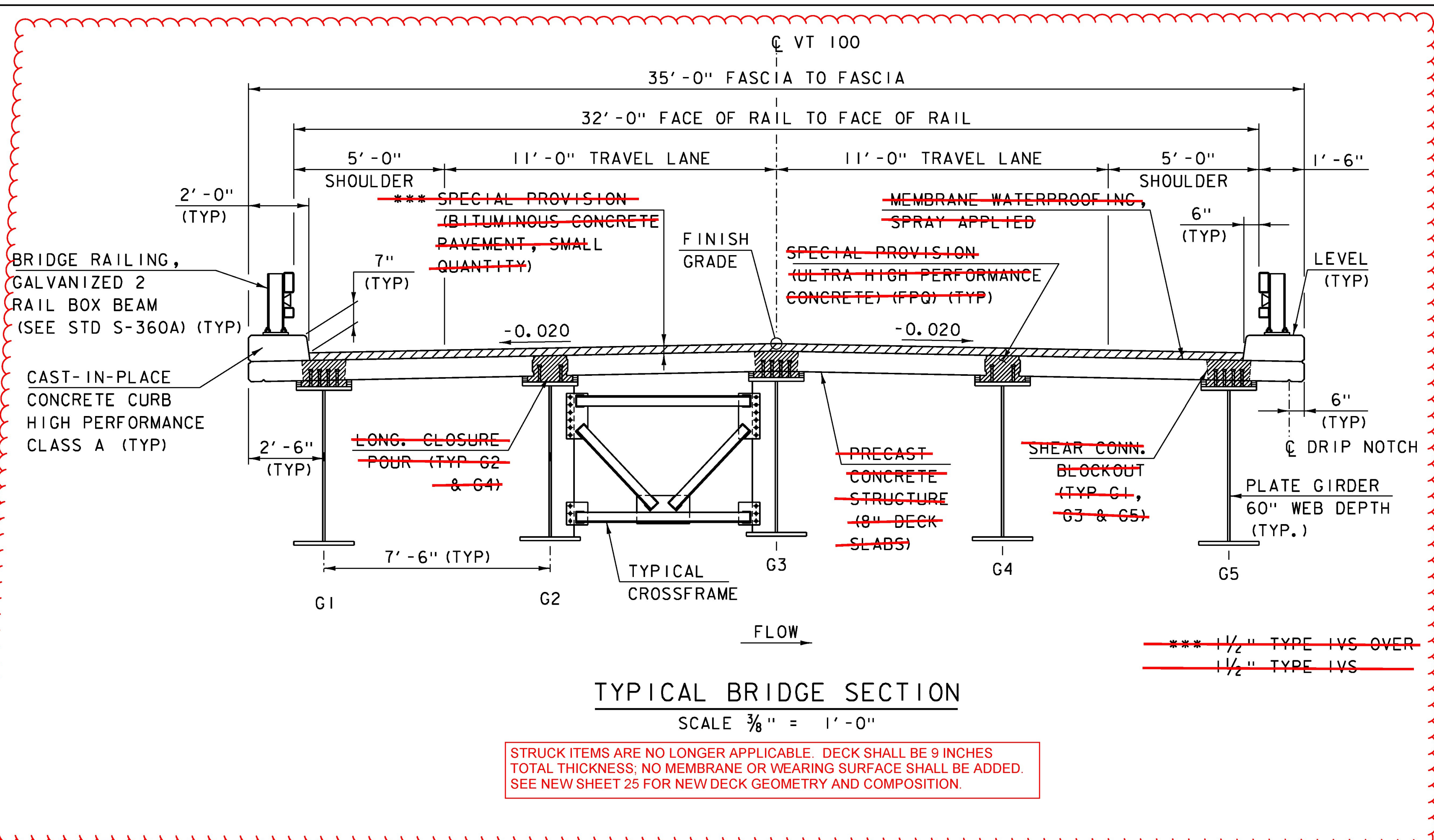
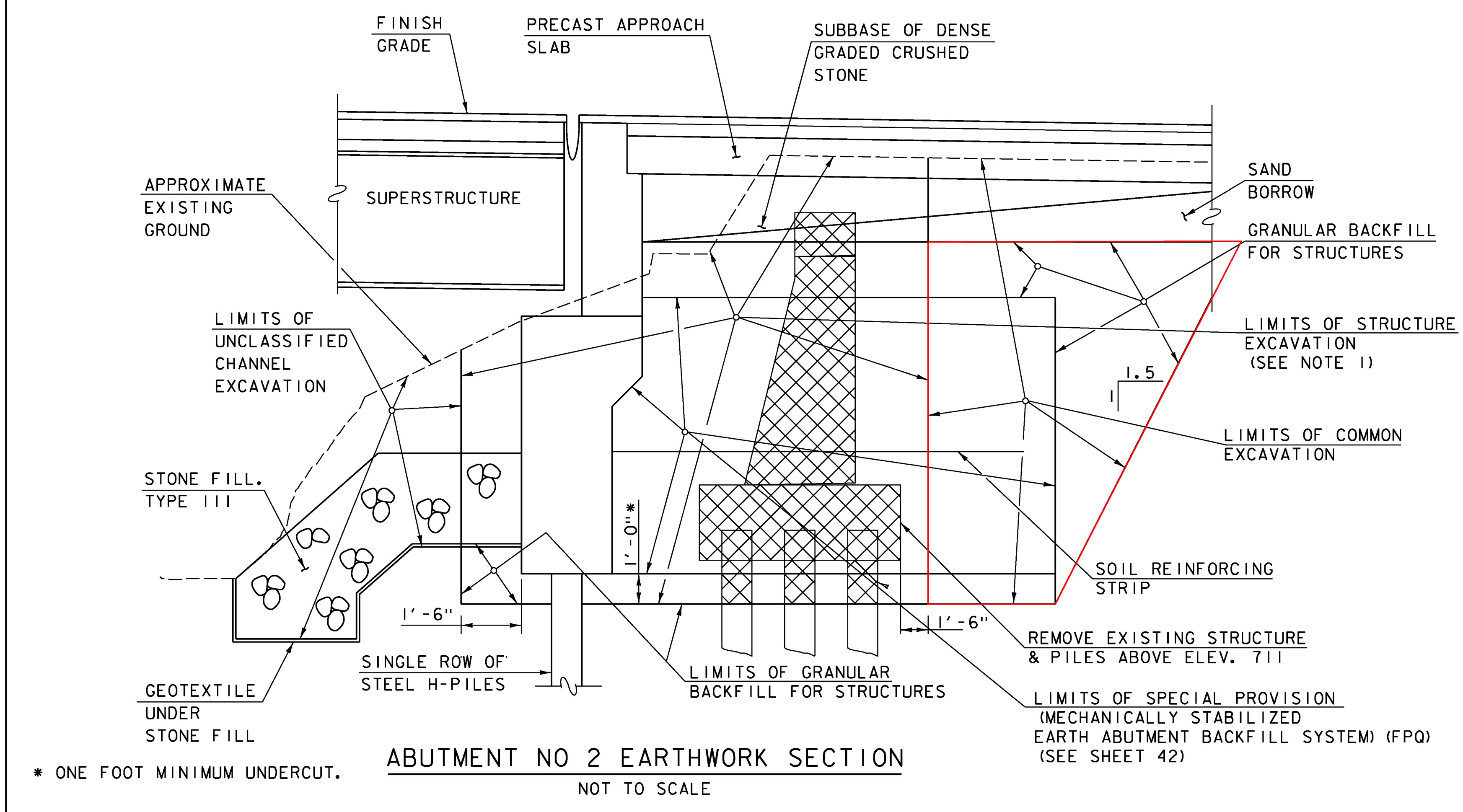


ABUTMENT NO 1 EARTHWORK SECTION
NOT TO SCALE



TYPICAL BRIDGE SECTION
SCALE 3/8" = 1'-0"

STRIKED ITEMS ARE NO LONGER APPLICABLE. DECK SHALL BE 9 INCHES TOTAL THICKNESS. NO MEMBRANE OR WEARING SURFACE SHALL BE ADDED. SEE NEW SHEET 25 FOR NEW DECK GEOMETRY AND COMPOSITION.



ABUTMENT NO 2 EARTHWORK SECTION
NOT TO SCALE

EARTHWORK SECTION NOTES

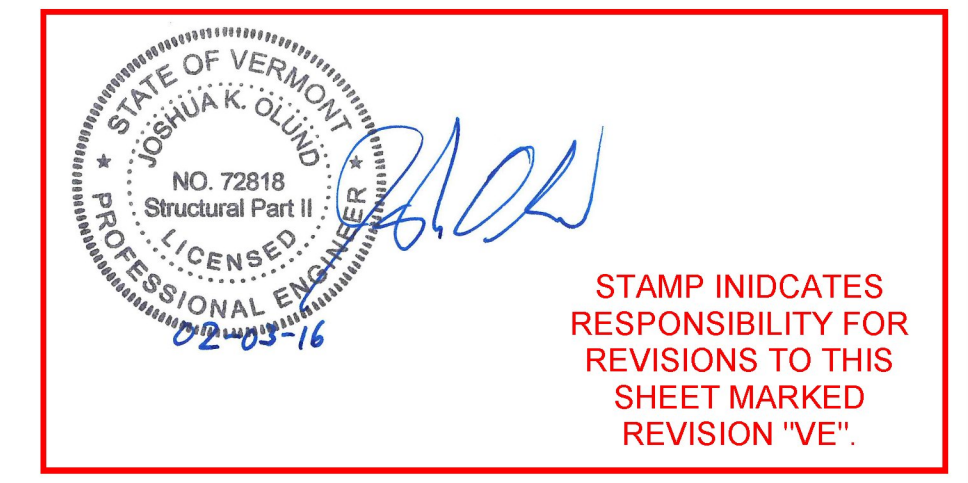
1. ACTUAL LIMITS OF STRUCTURE EXCAVATIONS SHALL BE DETERMINED BY THE CONTRACTOR. HOWEVER, ONLY THE STRUCTURE EXCAVATION BETWEEN THE LIMITS SHOWN WILL BE PAID FOR UNDER ITEM 204.25 "STRUCTURE EXCAVATION". STRUCTURE EXCAVATION BY THE CONTRACTOR OUTSIDE OF THESE LIMITS WILL BE AT THE EXPENSE OF THE CONTRACTOR.

LEGEND

EXISTING ABUTMENT REMOVAL LIMITS

REV	DATE	DESCRIPTION
VE	02/03/16	MODIFICATIONS FOR CHANGED DECK TYPE

REV	DATE	DESCRIPTION
△	10/13/2015	SUBFOOTING REVISION
△	10/13/2015	DRILLING AND BLASTING NOTE REMOVED



PROJECT NAME: WAITSFIELD
PROJECT NUMBER: BRF 013-4(39)
FILE NAME: z12b136+yp.dgn
PROJECT LEADER: R. YOUNG
DESIGNED BY: D. KULL
TYPICAL SECTIONS SHEET 1
PLOT DATE: 10/13/2015
DRAWN BY: S.MERKWAN
CHECKED BY: T. KENDRICK
SHEET 9 OF 69



* ONE FOOT MINIMUM UNDERCUT.