ABM INFO PAGE	LINE	SHIP MARK	QTY	MARK	MATERIAL	LENGTH FT	LENGTH INCHES	REMARKS	WT	PROCUREMENT NOTES
		3G3A	1		GIRDER				19555	
2	U		1	wa	PL $\frac{11}{16}$x28	55	$3\frac{7}{16}$	M270-50WT2	10088	
1	Q		1	ta	PL $1\frac{1}{8}$x20	55	3	M270-50WT2	4230	
1	Q		1	ba	PL $1\frac{1}{8}$x20	55	$1\frac{1}{4}$	M270-50WT2	4219	
4	L		1	x2b	PL 1x$9\frac{1}{2}$	6	6	(MIE) M270-50W	210	
4	L		1	x2c	PL 1x$9\frac{1}{2}$	6	6	(MIE) M270-50W	210	
4	M		6	x2d	PL $\frac{1}{2}$x9	6	6	M270-50W	100	

BILL OF MATERIAL — JOB NO. 713 — DRAWING NO. 3 — REV. 1

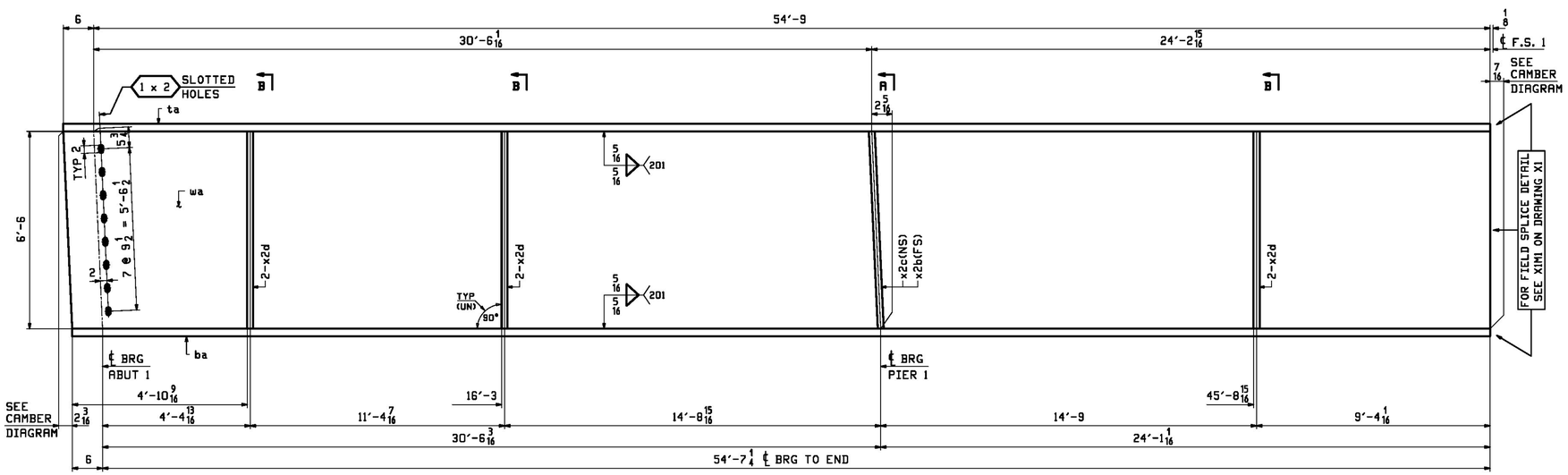

ONE - GIRDER - 3G3A (DEVELOPED)

FOR FIELD SPLICE DETAILS SEE DRAWING X1.
FOR GIRDER STANDARDS SEE DRAWING X2.
FOR CAMBER DIAGRAM SEE DRAWING C1.
FOR FLANGE DIAGRAMS SEE DRAWING F1.
FOR GENERAL NOTES SEE DRAWING GN1.
T2 DENOTES MATERIAL SUBJECT TO CHARPY V-NOTCH TESTING.
FOR HORIZONTAL CURVING DIAGRAMS SEE DRAWINGS HC1.

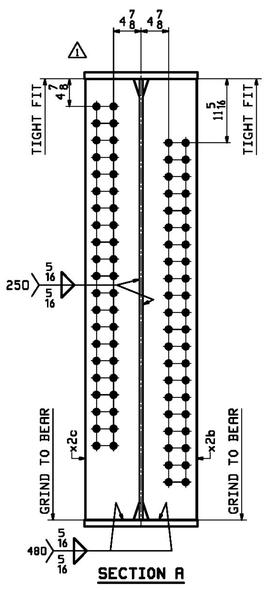

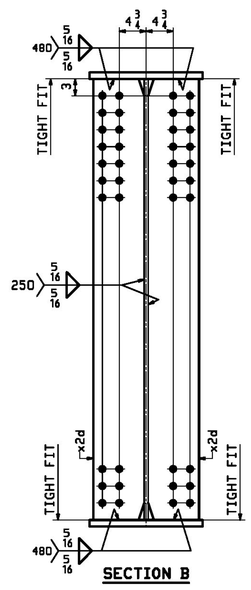

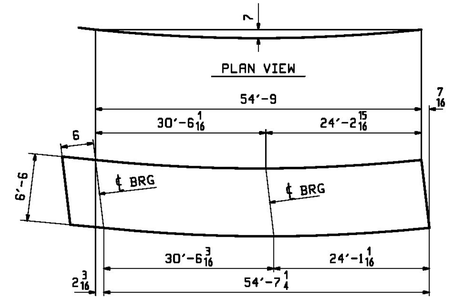

DEV. ORIENTATION DIAGRAM
FOR CAMBER SEE DRAWING C1

Vermont Agency of Transportation
RECEIVED
10-5-17__713_Shop_Drawings_REV-2.pdf

CK'D BY CLB OK'D BY CWC

October 5, 2017

RESUBMIT NO Approved
BY C. CARLSON DATE 10/05/17

REV.	DATE	REMARKS	DWN	CHK	APVL	SHOP
1	9/19/17	APPROVAL COMMENT	JTB	WJL		
0						

MATERIAL: M270-50W (UN) — SURFACE PREP. & PAINT: SEE DWG GN1 — HOLES: $\frac{13}{16}$"Ø (UN) — SHOP BOLTS: NONE

DESCRIPTION: GIRDER - 3G3A

CASCO BAY STEEL STRUCTURES, INC.
1 WALLACE AVE.
SOUTH PORTLAND, ME 04106
PHONE (207) 780-6722
FAX. (207) 780-6726
TENSOR 3508

STRUCTURE: VT RTE 15A OVER LAMOILLE RIVER
ROUTE No. VT 15A, MAJOR COLLECTOR
BRIDGE No. 1
COUNTY OF LAMOILLE

DRAWN: JTB DATE: 08/02
CHKD: WJL DATE: 08/30

LOCATION: MORRISTOWN, VT
PROJ NO. BRS-0240(3)S & STP HES 030-2(28)
CUSTOMER: STATE OF VERMONT A.O.T.

JOB NO. 713 — DWG NO. 3 — REV. 1