

DURABLE 4 INCH YELLOW LINE
VT-15
STA. 209+00.00 - STA. 210+55.00 (DOUBLE CENTERLINE)
STA. 210+95.00 - STA. 214+00.00 (DOUBLE CENTERLINE)

DURABLE 4 INCH WHITE LINE
VT-15
STA. 209+00.00 - STA. 214+00.00 LT
STA. 209+00.00 - STA. 209+87.00 RT
STA. 211+48.00 - STA. 214+00.00 RT

VT-15A
STA. 116+00.00 - STA. 118+13.00 (DOUBLE CENTERLINE)

VT-15A
STA. 116+00.00 - STA. 209+87.00 LT (VT-15)
STA. 116+00.00 - STA. 211+48.00 RT (VT-15)

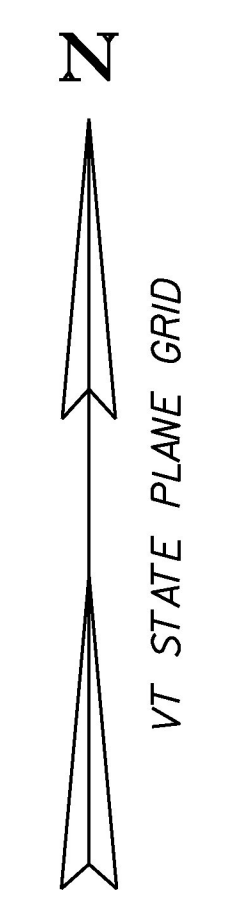
DELINEATOR WITH STEEL POST
VT-15A
STA. 117+04.00 23'-0" LT (BLUE)
STA. 117+56.00 19'-0" RT (GREEN)

VT-15
STA. 210+69.00 21'-6" LT (BLUE)

YIELDING MARKER POST
VT-15
STA. 209+68.00 22'-6" LT

DURABLE 24 INCH STOP BAR
STA. 118+11.75 - STA. 118+20.14 RT

DURABLE LETTER OR SYMBOL
STA. 118+10.00 - STA. 118+20.00 RT

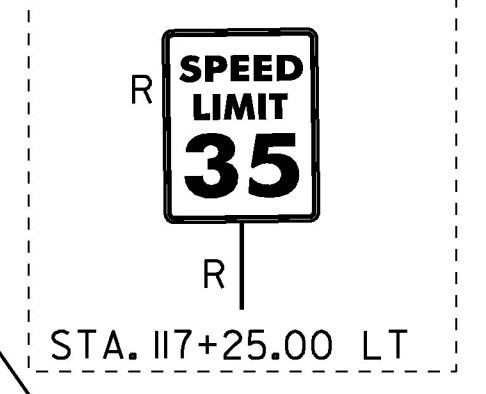
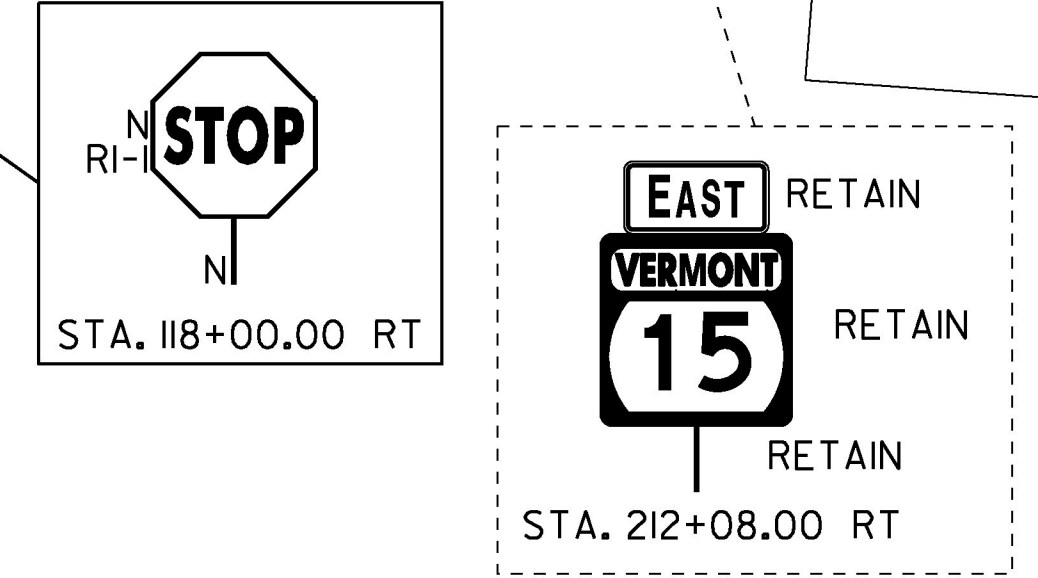
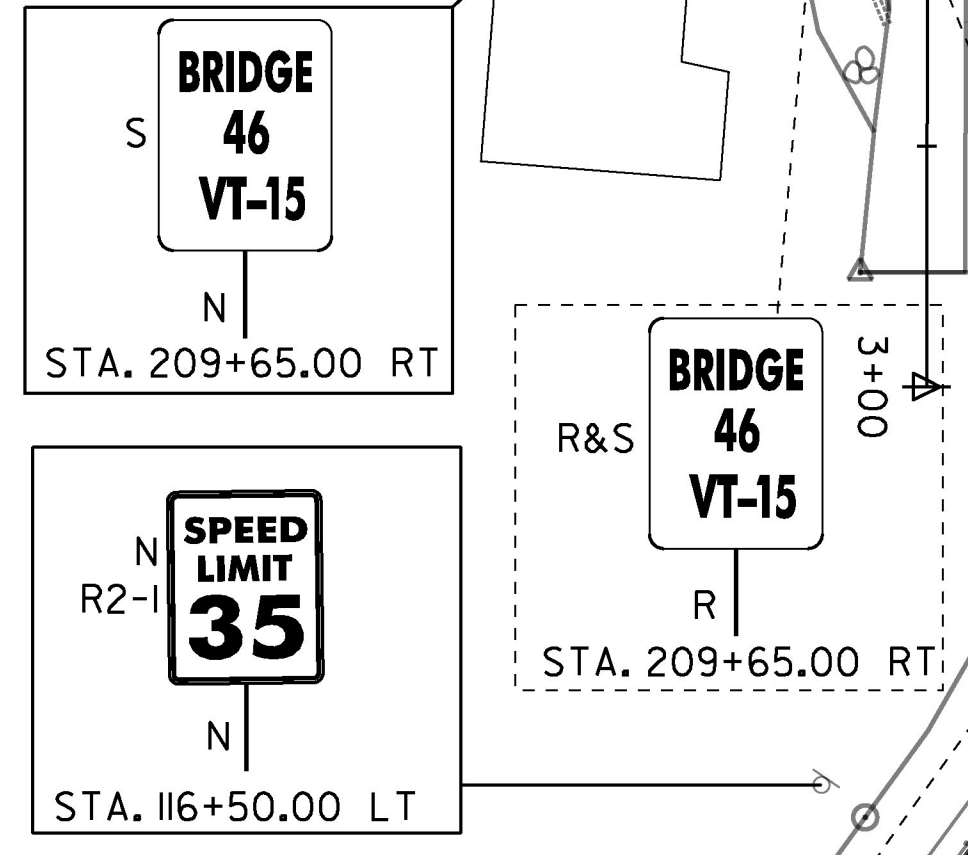
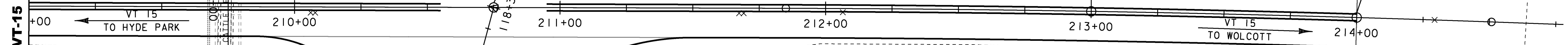


MATCHLINE VT-15 STA. 209+00.00

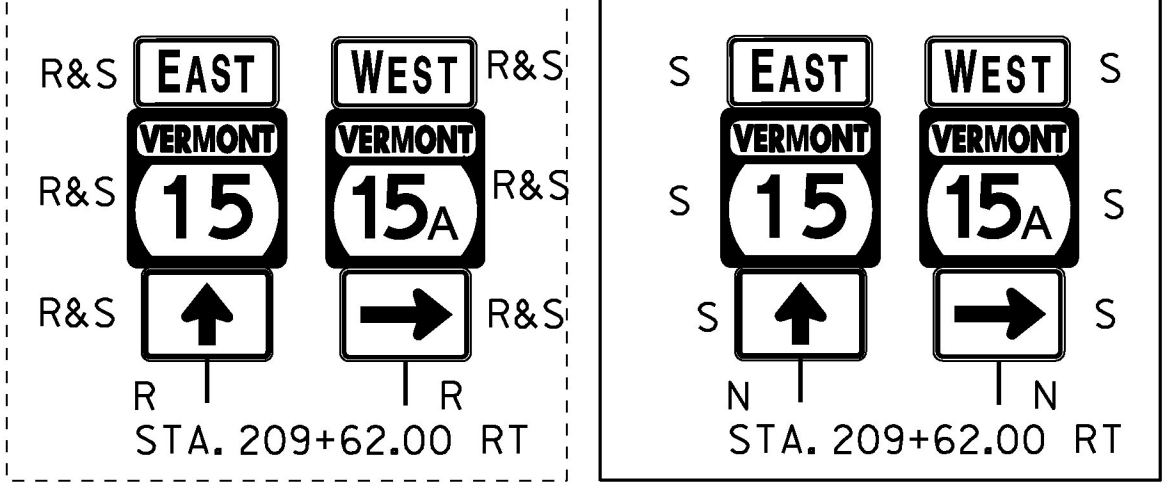
INTERSECTION
VT-15A STA. 118+33.00
VT-15 STA. 210+75.00
AT 15° RIGHT

END PROJECT
STP HES 030-2(28)
STA. 213+00.00

END APPROACH
STP HES 030-2(28)
STA. 214+00.00



MATCH LINE VT-15A STA. 116+00.00
BEGIN PROJECT STP HES 030-2(28)



LEGEND	
N	= NEW
R	= RETAIN
R&S	= REMOVE AND SALVAGE
S	= ERECT SALVAGE

PROJECT NAME:	MORRISTOWN
PROJECT NUMBER:	BRS 0240(3)S/STP HES 030-2(28)
FILE NAME:	s78f329signs.dgn
PROJECT LEADER:	C. CARLSON
DESIGNED BY:	C. BURRALL
VT 15 SIGNS AND LINES LAYOUT SHEET 2	
PLOT DATE:	12-APR-2017
DRAWN BY:	G. ROKES
CHECKED BY:	J. LACROIX
SHEET	66 OF 175

