

YIELDING MARKER POST

STA. 206+23.00 37'-0" LT
 STA. 207+20.00 43'-4" LT
 STA. 207+38.00 74'-5" LT

DELINEATOR WITH STEEL POST

STA. 206+66.00 21'-0" RT (GREEN)
 STA. 208+78.60 21'-5" LT (GREEN)

DURABLE 4 INCH YELLOW LINE

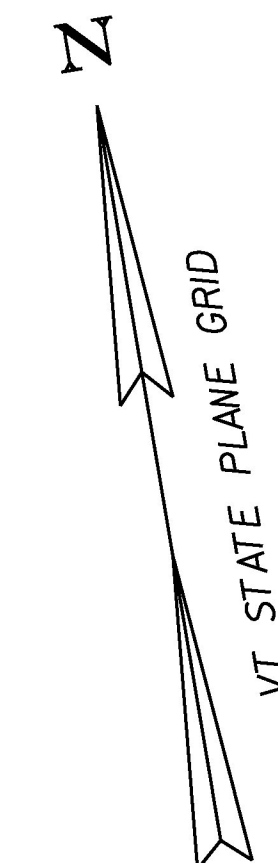
STA. 203+00.00 - STA. 209+00.00 (DOUBLE CENTERLINE)

DURABLE 4 INCH WHITE LINE

STA. 203+00.00 - STA. 209+00.00 LT
 STA. 203+00.00 - STA. 209+00.00 RT

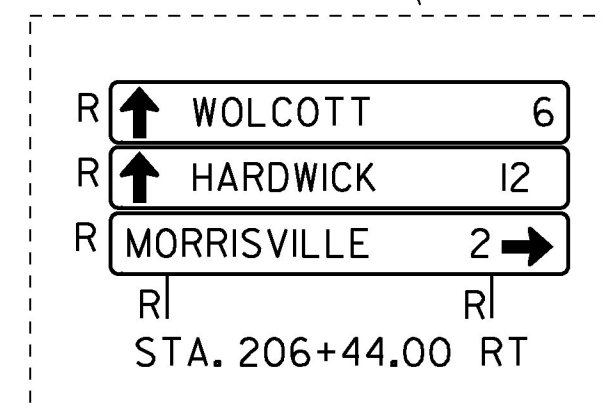
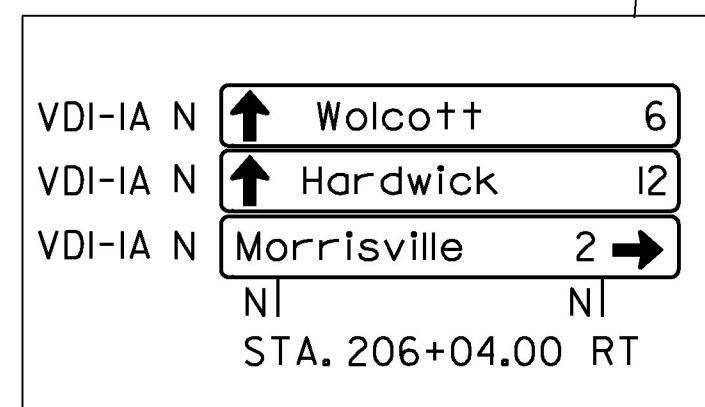

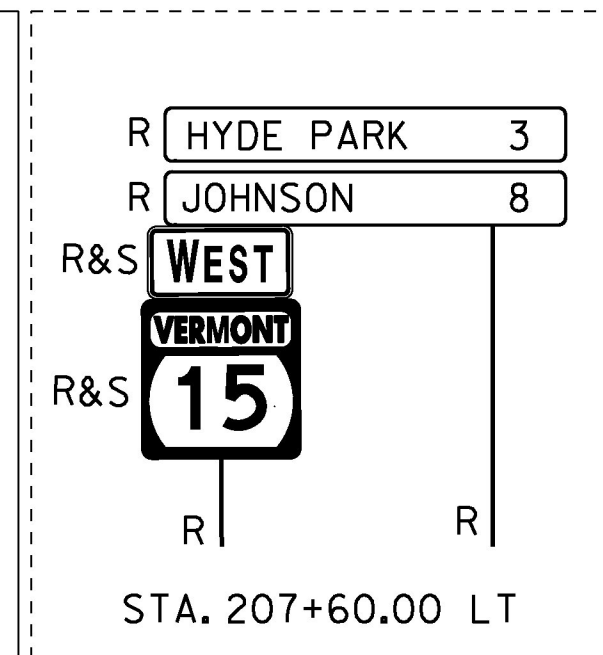
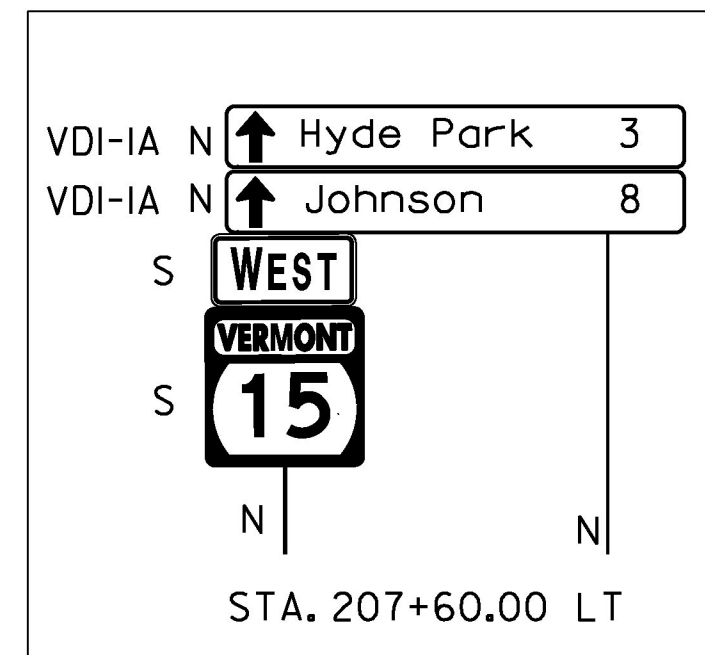
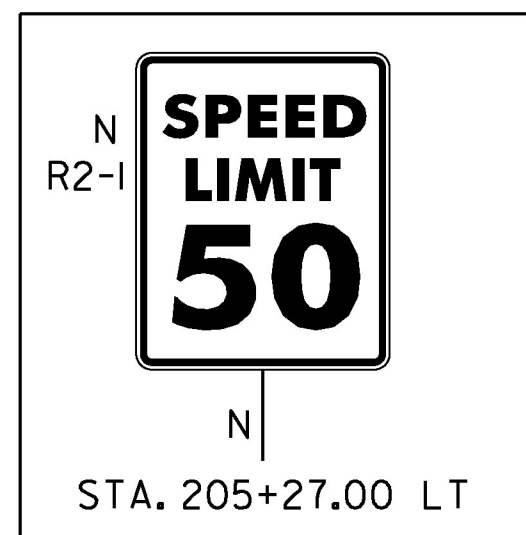
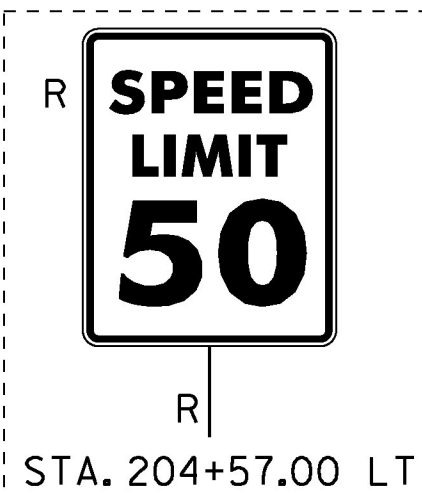
RELOCATE MAILBOX, SINGLE SUPPORT

FROM STA. 207+87.00 OFFSET 30.7' LT
 TO STA. 208+33.00 OFFSET 25.0' LT

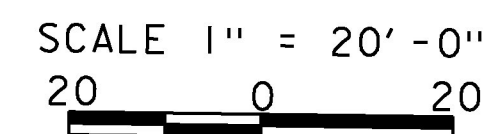


BEGIN APPROACH
 STP HES 030-2(28)
 STA. 203+00.00

BEGIN PROJECT
 STP HES 030-2(28)
 STA. 204+00.00



LEGEND	
N	= NEW
R	= RETAIN
R&S	= REMOVE AND SALVAGE
S	= ERECT SALVAGE



PROJECT NAME:	MORRISTOWN
PROJECT NUMBER:	BRS 0240(3)S/STP HES 030-2(28)
FILE NAME:	s78f329signs.dgn
PROJECT LEADER:	C. CARLSON
DESIGNED BY:	C. BURRALL
VT 15 SIGNS AND LINES LAYOUT SHEET I	
PLOT DATE:	12-APR-2017
DRAWN BY:	G. ROKES
CHECKED BY:	J. LACROIX
SHEET	65 OF 175

MATCHLINE VT-15 STA. 209+00.00