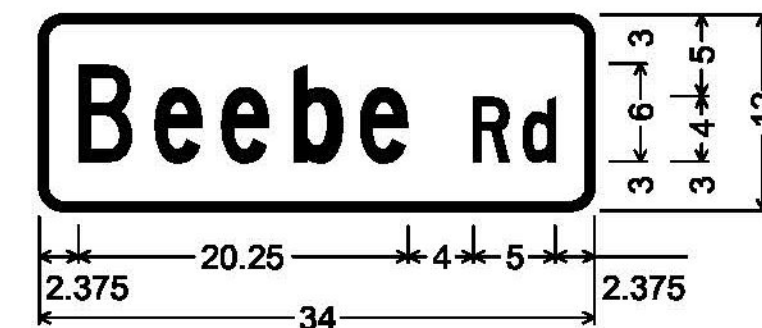
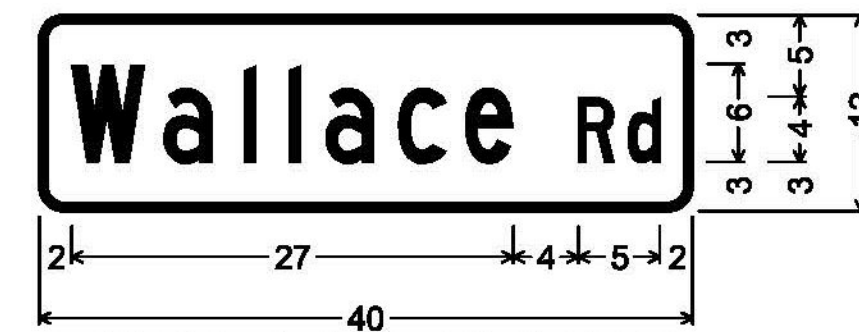




DOUBLE-SIDED STREET SIGN (DERBY);  
1.500" Radius, 0.500" Border, White on Green;  
[Hammer Handle] C; [Rd] C;



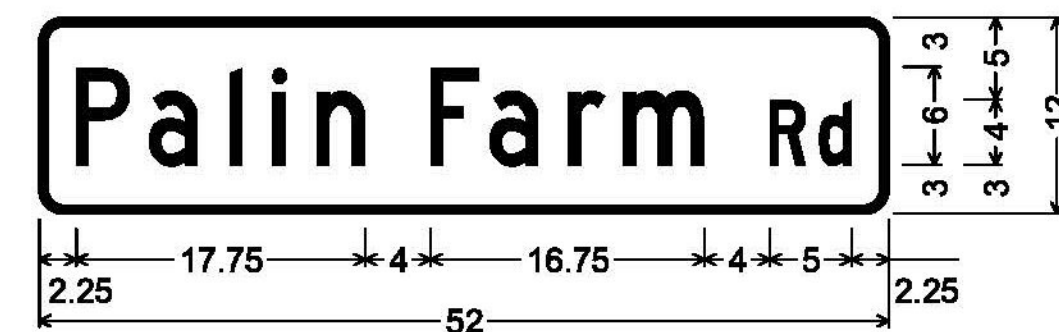
DOUBLE-SIDED STREET SIGN (DERBY);  
1.500" Radius, 0.500" Border, White on Green;  
[Beebe] C; [Rd] C;



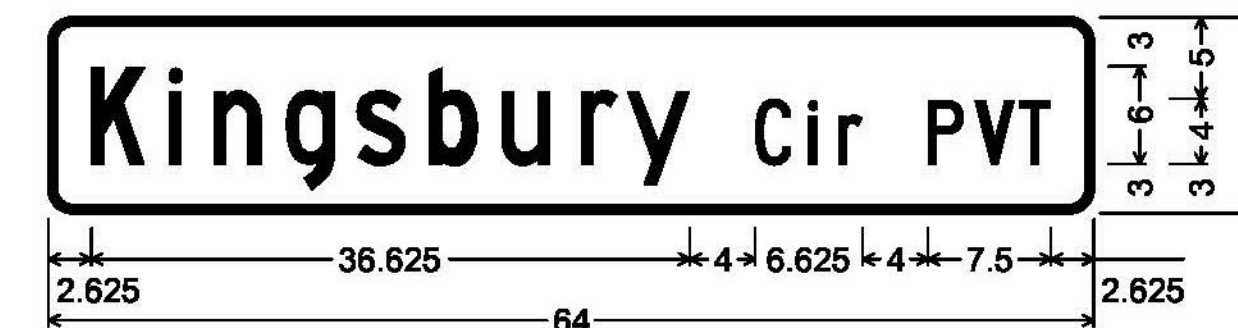
DOUBLE-SIDED STREET SIGN (DERBY);  
1.500" Radius, 0.500" Border, White on Green;  
[Wallace] C; [Rd] C;



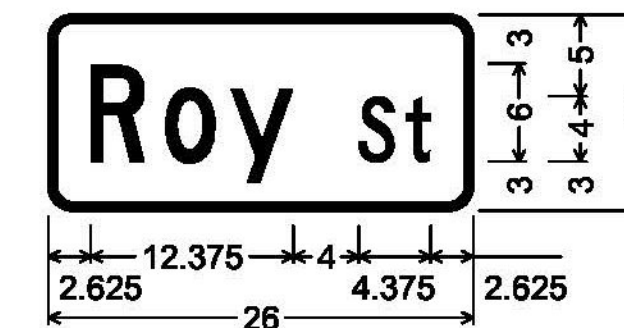
DOUBLE-SIDED STREET SIGN (DERBY);  
1.500" Radius, 0.500" Border, White on Green;  
[Gosselin] C; [Dr PVT] C;



DOUBLE-SIDED STREET SIGN (DERBY);  
1.500" Radius, 0.500" Border, White on Green;  
[Palin Farm] C; [Rd] C;



DOUBLE-SIDED STREET SIGN (DERBY);  
1.500" Radius, 0.500" Border, White on Green;  
[Kingsbury] C; [Cir PVT] C;



DOUBLE-SIDED STREET SIGN (DERBY);  
1.500" Radius, 0.500" Border, White on Green;  
[Roy] C; [St] C;



DOUBLE-SIDED STREET SIGN (DERBY);  
1.500" Radius, 0.500" Border, White on Green;  
[Commerce] C; [Way] C; [PVT] D;



DOUBLE-SIDED STREET SIGN (DERBY);  
1.500" Radius, 0.500" Border, White on Green;  
[Quarry] C; [Rd] C;



DOUBLE-SIDED STREET SIGN (DERBY);  
1.500" Radius, 0.500" Border, White on Green;  
[Shattuck Hill] C; [Rd] C;



DOUBLE-SIDED STREET SIGN (DERBY);  
1.500" Radius, 0.500" Border, White on Green;  
[Community] C; [Dr] C;

**ALL SIGNS ON THIS PAGE ARE SIGN CODE D3-1  
(ALL SIGNS ARE DOUBLE - SIDED)**

ALL DIMENSIONS SHOWN IN INCHES, EXCEPT WHERE NOTED.  
NOT TO SCALE

PROJECT NAME: BARTON-DERBY  
PROJECT NUMBER: STPG SIGN(46)

**TYLIN**INTERNATIONAL

FILE NAME: z12c532\_SD03.dgn  
PROJECT LEADER: D. BRYANT  
DESIGNED BY: B. TOOTHAKER  
SIGN DETAILS 10

PLOT DATE: 11/9/2014  
DRAWN BY: J. BLANCHARD  
CHECKED BY: K. KERN  
SHEET 13 OF 100