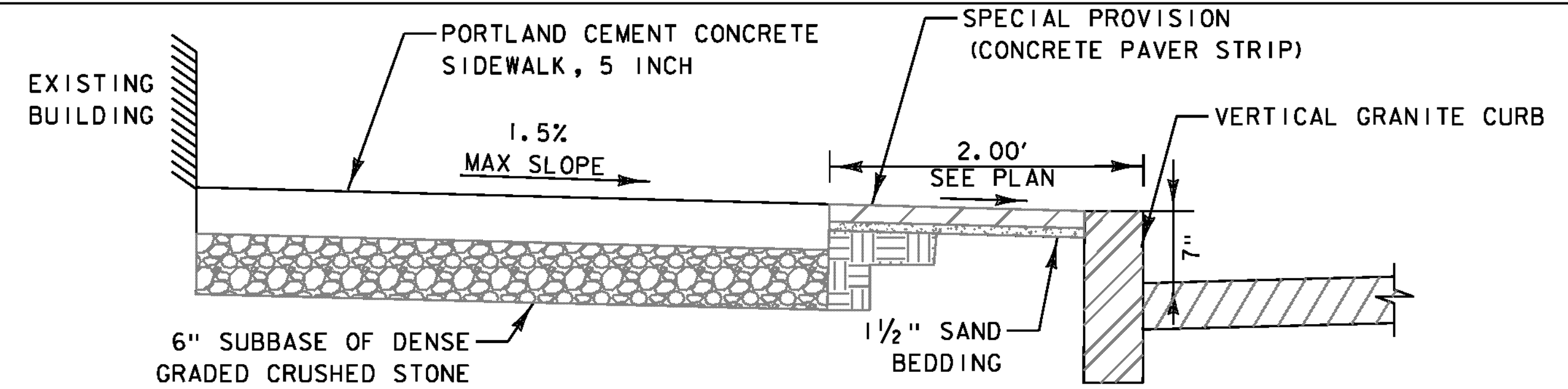
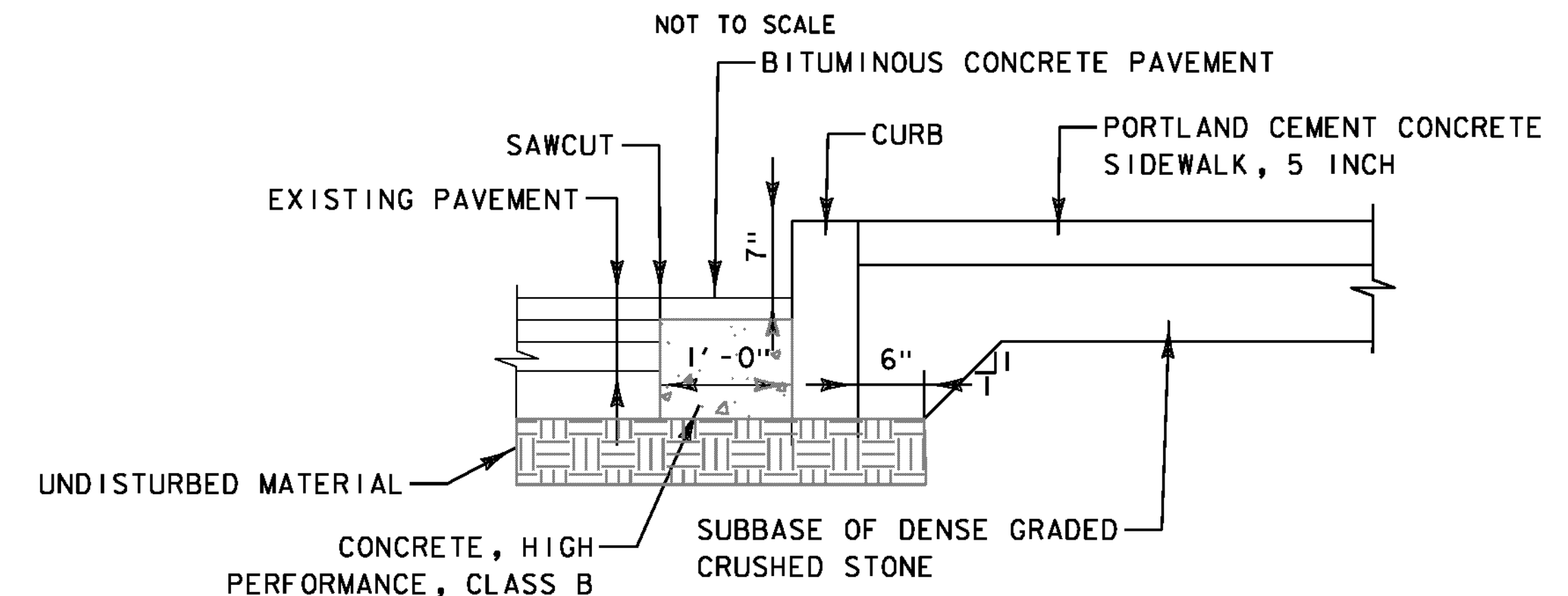


NOTES:

1. CONTRACTOR SHALL FIELD MEASURE EXISTING STAIR AND RAILINGS AND REPORT ANY DISCREPANCIES TO THE ENGINEER. NEW RAILING EXTENSION SHALL MATCH THE MATERIALS, FINISH, DIMENSIONS, SHAPE AND SLOPES OF EXISTING RAIL. NEW CONCRETE STEPS SHALL BE AS SHOWN AND SHALL MATCH THE DIMENSIONS OF THE ADJACENT EXISTING STEP.
2. PAYMENT FOR ITEM 900.645 SPECIAL PROVISION (CONCRETE STEPS WITH EXTENDED HANDRAILS) SHALL INCLUDE CONCRETE, HIGH PERFORMANCE CLASS B, STEEL REINFORCING, JOINT FILLER, EPOXY ADHESIVE, HANDRAIL EXTENSION AND ALL OTHER WORK AS SHOWN IN THE DETAILS. 6" SUBBASE OF DENSE GRADED CRUSHED STONE SHALL BE PAID UNDER ITEM 301.35. COST TO CONSTRUCT SIDEWALK DOWNTURN AT STEPS SHALL BE INCIDENTAL TO THE COST OF ITEM 618.10 PORTLAND CEMENT SIDEWALK, 5 INCH.
3. GRIND SMOOTH AND FINISH WITH TWO COATS OF ZINC RICH PRIMER AND TWO COATS OF EPOXY PAINT. NEW TOP RAIL, CURVED END RETURN, PICKETS AND BOTTOM RAIL SHALL MATCH EXISTING RAIL.
4. CLEAN AND PAINT NEW RAIL TO MATCH EXISTING. REMOVE ALL RUST.
5. TEMPORARILY SUPPORT AND PROTECT EXISTING END POST AND RAILING FROM DAMAGE. USE WOOD BRACING AND PROTECTIVE WRAP OR AS DIRECTED BY THE ENGINEER.

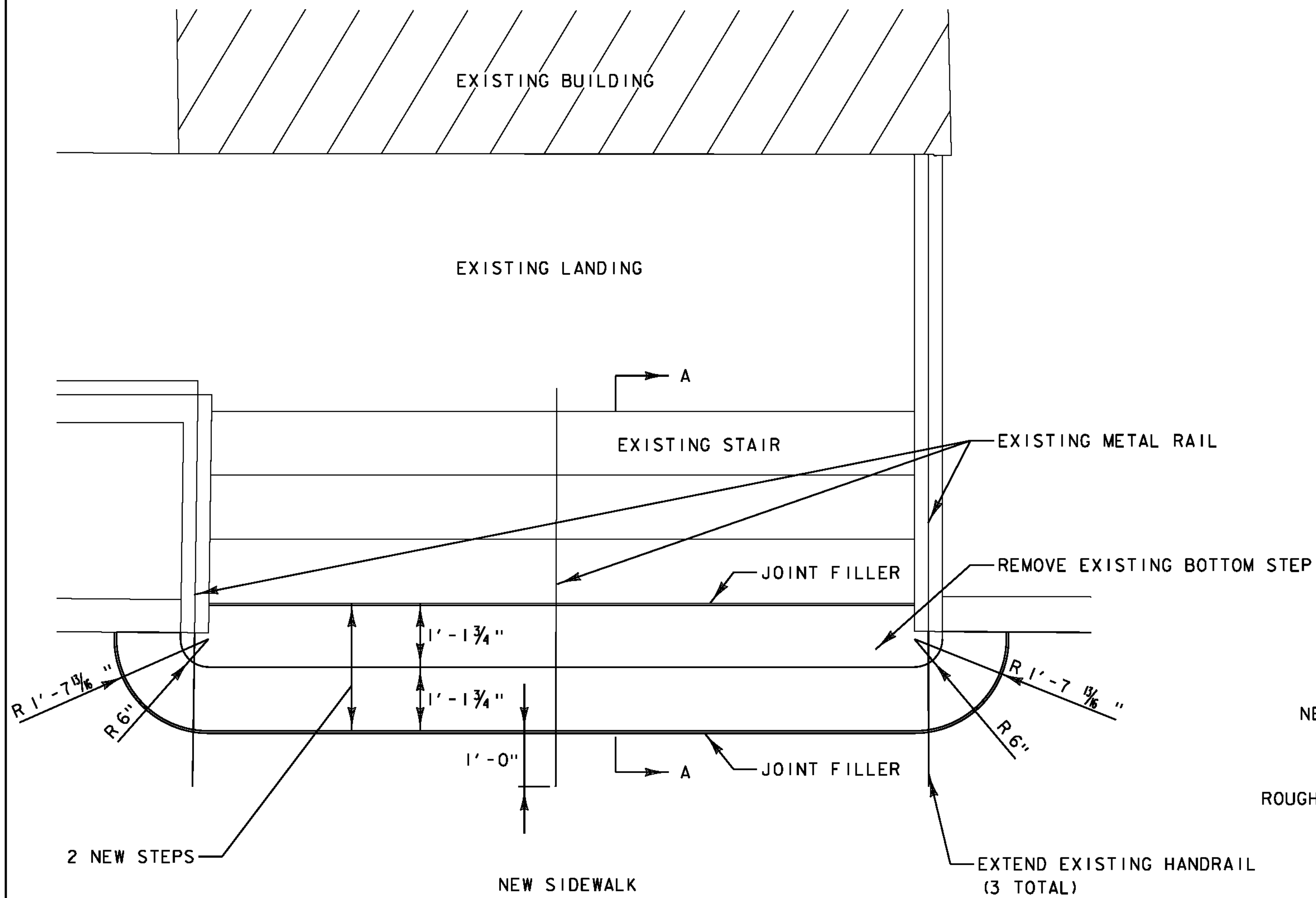


SPECIAL PROVISION (CONCRETE PAVER STRIP) DETAIL - BRADFORD

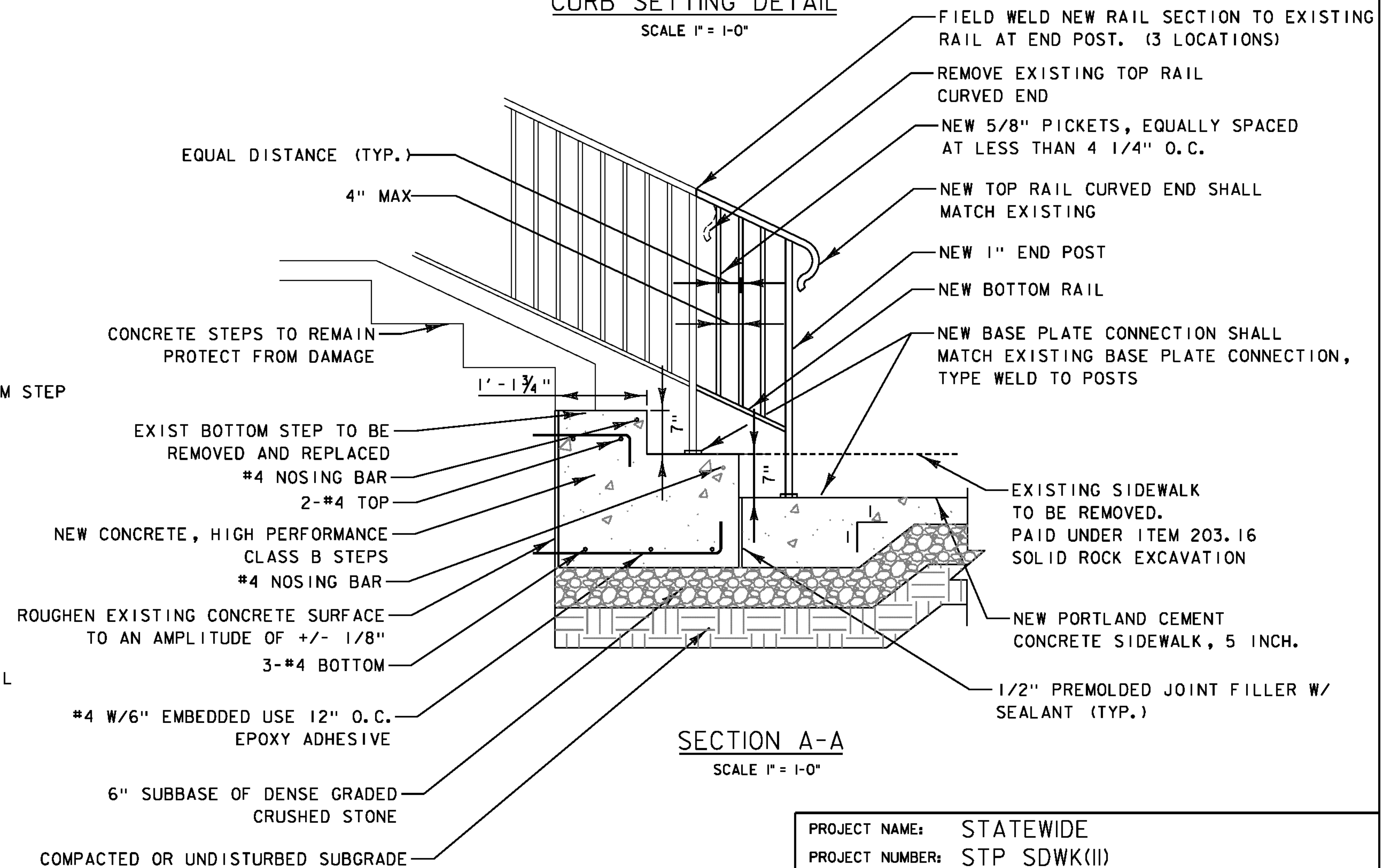


CURB SETTING DETAIL

SCALE 1" = 1'-0"



SPECIAL PROVISION (CONCRETE STEPS WITH EXTENDED HANDRAILS) - BRISTOL, SITE 2
SCALE 3/4" = 1'-0"



SECTION A-A

SCALE 1" = 1'-0"

PROJECT NAME: STATEWIDE
PROJECT NUMBER: STP SDWK(II)

FILE NAME: zllfl16det.dgn
PROJECT LEADER: E. ATKINS
DESIGNED BY: T. BIGELOW
CONC. STEP WITH EXTENDED HANDRAIL DETL

PLOT DATE: 10/9/2013
DRAWN BY: C. MORIN
CHECKED BY: E. ATKINS
SHEET 53 OF 53