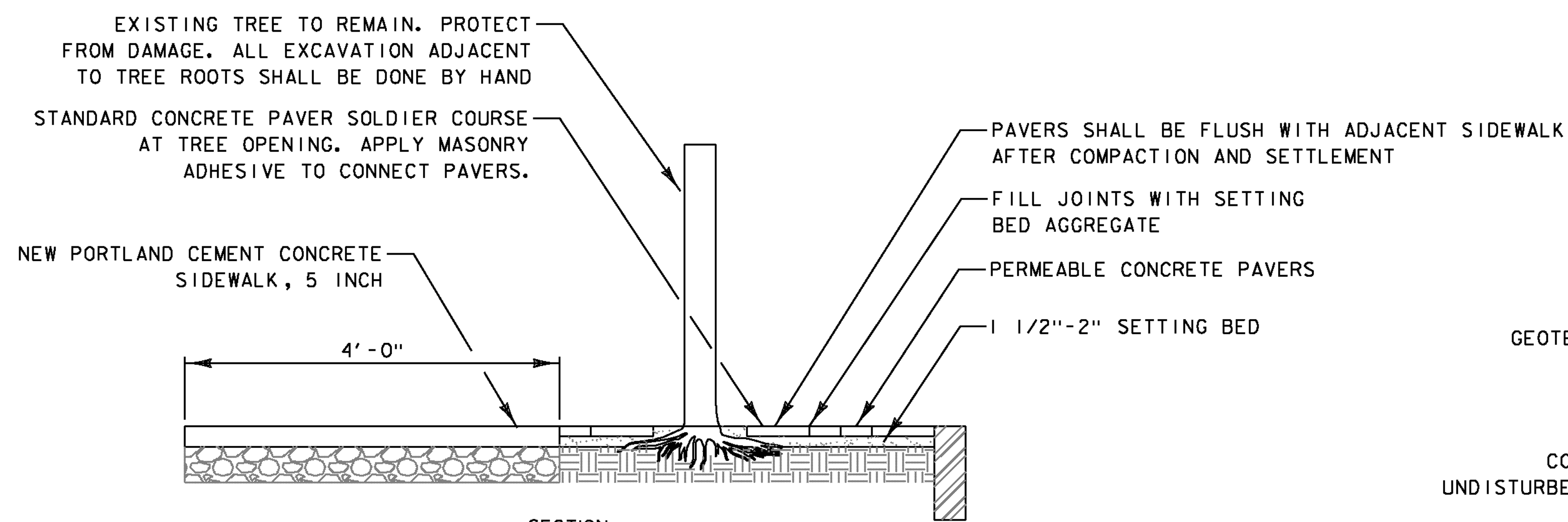


PLAN AT EXISTING TREE SIDEWALK OPENINGS

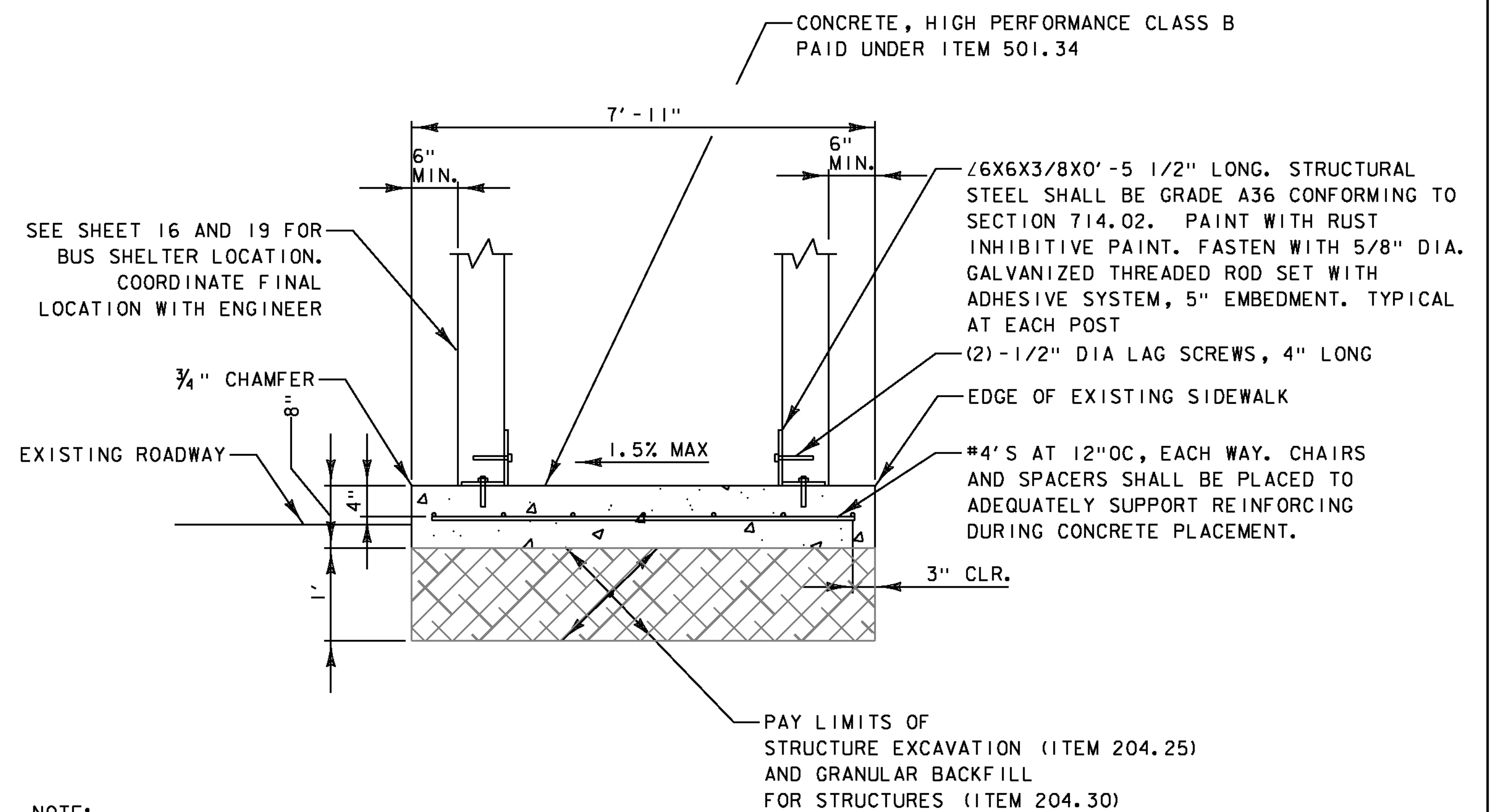
SCALE 1" = 1'-0"



SECTION

SPECIAL PROVISION (PERMEABLE PAVER TREE WELL) AT EXISTING TREE

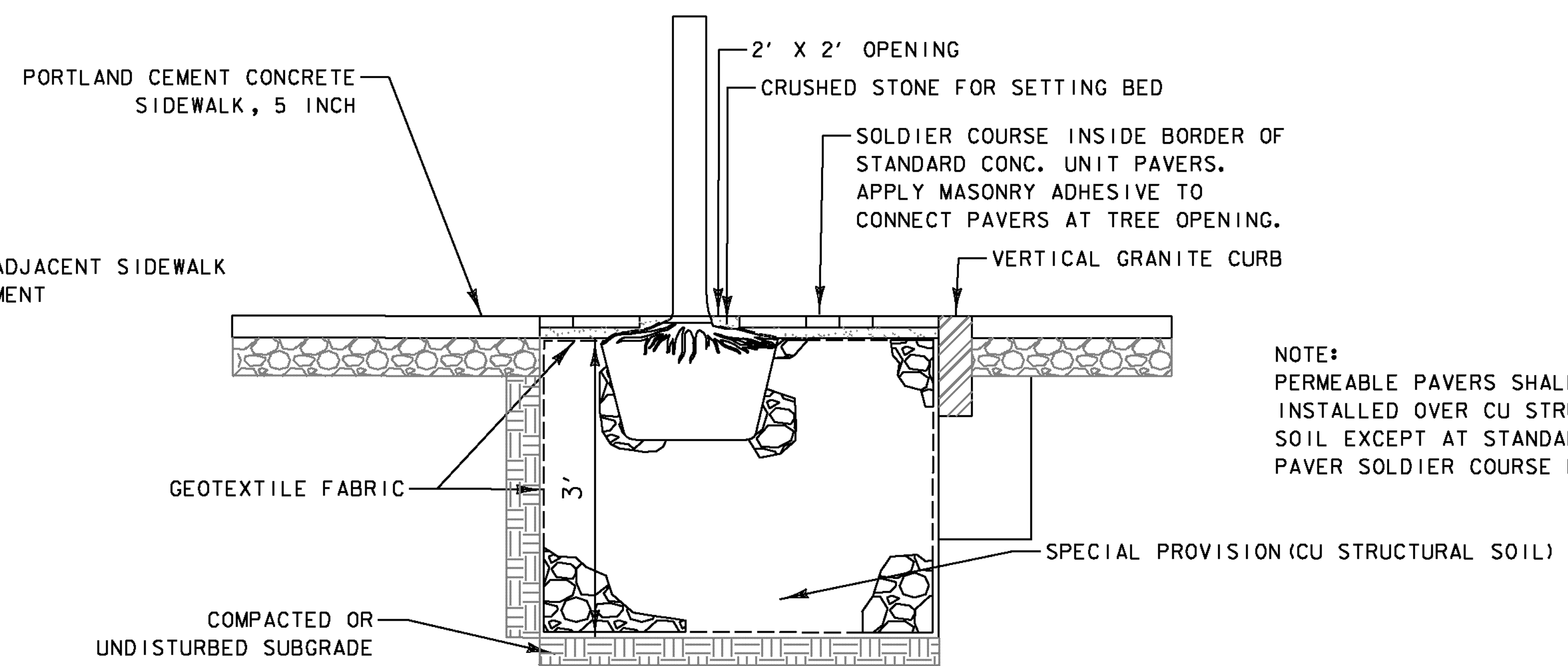
SCALE 1" = 1'-0"



NOTE:
 PAYMENT FOR ITEM 900.645 SPECIAL PROVISION (REMOVE AND RESET BUS SHELTER) SHALL INCLUDE MOVING, BRACING, AND STACKING THE EXISTING BUS SHELTER AND RESETTING THE SHELTER PER THIS DETAIL. THE CONCRETE PAD SHALL BE PAID UNDER ITEM 501.34. CONCRETE, HIGH PERFORMANCE CLASS B. STEEL REINFORCING SHALL BE PAID UNDER ITEM 507.11 REINFORCING STEEL, LEVEL 1. EXCAVATION BELOW THE EXISTING CONCRETE SLAB SHALL BE PAID UNDER ITEM 204.25, STRUCTURE EXCAVATION. FOUNDATION BACKFILL SHALL BE PAID UNDER ITEM 204.30 GRANULAR BACKFILL FOR STRUCTURES.

SPECIAL PROVISION (REMOVE AND RESET BUS SHELTER)

SCALE 1" = 1'-0"



NOTE:
 PERMEABLE PAVERS SHALL BE INSTALLED OVER CU STRUCTURAL SOIL EXCEPT AT STANDARD PAVER SOLDIER COURSE BORDER.

SPECIAL PROVISION (PERMEABLE PAVER TREE WELL) AT NEW TREE

SCALE 1" = 1'-0"

GREEN INTERNATIONAL AFFILIATES, INC.
 CIVIL AND STRUCTURAL ENGINEERS

PROJECT NAME: STATEWIDE
 PROJECT NUMBER: STP SDWK(II)

FILE NAME: zlf116det.dgn
 PROJECT LEADER: E. ATKINS
 DESIGNED BY: T. BIGELOW
 TREE WELL AND BUS SHELTER DETAIL

PLOT DATE: 10/9/2013
 DRAWN BY: C. MORIN
 CHECKED BY: E. ATKINS
 SHEET 52 OF 53