

ADJUST ELEVATION OF VALVE BOX
SEE SHEET 21

DURABLE & TEMPORARY 4 INCH WHITE LINE
(ALL LINES WILL INCLUDE EDGE LINE BREAKS AND RADII FOR SIDE ROADS)
STA. 7+00 TO 12+00, EDGE LINE LT
STA. 7+00 TO 8+18, EDGE LINE RT
STA. 7+00 TO 8+18, BIKE LANE LINE RT
STA. 7+00 TO 8+18, HATCH BUFFER, RT
STA. 7+00 TO 8+18, DOTTED CL
STA. 8+18 TO 9+20, DOTTED LANE LINE RT
STA. 8+18 TO 9+20, DOTTED LANE LINE RT
STA. 8+18 TO 8+68, SOLID CL (LANE LINE)
STA. 9+18 TO 9+68, SOLID LT (LANE LINE)
STA. 9+20 TO 12+00, EDGE LINE RT
STA. 9+72 TO 11+13, DOTTED LT
STA. 9+72 TO 11+13, DOTTED CL
STA. 11+13 TO 12+00, SOLID CL (LANE LINE)

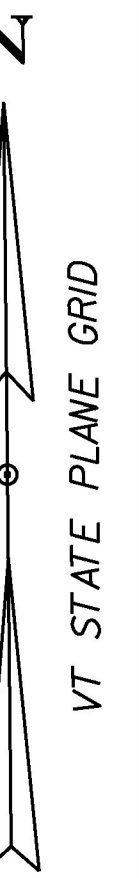
DURABLE & TEMPORARY 4 INCH YELLOW LINE
(ALL LINES WILL INCLUDE C BREAKS FOR SIDE ROADS)
STA. 7+00 TO 7+50, DOUBLE SOLID LT
STA. 7+00 TO 8+68, DOUBLE SOLID LT
STA. 9+18 TO 9+68, SOLID LT & RT
STA. 9+68 TO 12+00, DOUBLE SOLID LT

DURABLE LETTER OR SYMBOL, TYPE D TAPE
STA. 8+01, LT BIKE LANE ARROW
STA. 8+13, LT BIKE LANE SYMBOL
STA. 8+22, LT ARROW
STA. 8+64, LT ARROW
STA. 9+22, LT ARROW
STA. 9+64, LT ARROW
STA. 10+28, RT BIKE LANE SYMBOL
STA. 10+40, RT BIKE LANE ARROW
STA. 11+17, LT ARROW
STA. 11+73, LT "ONLY"

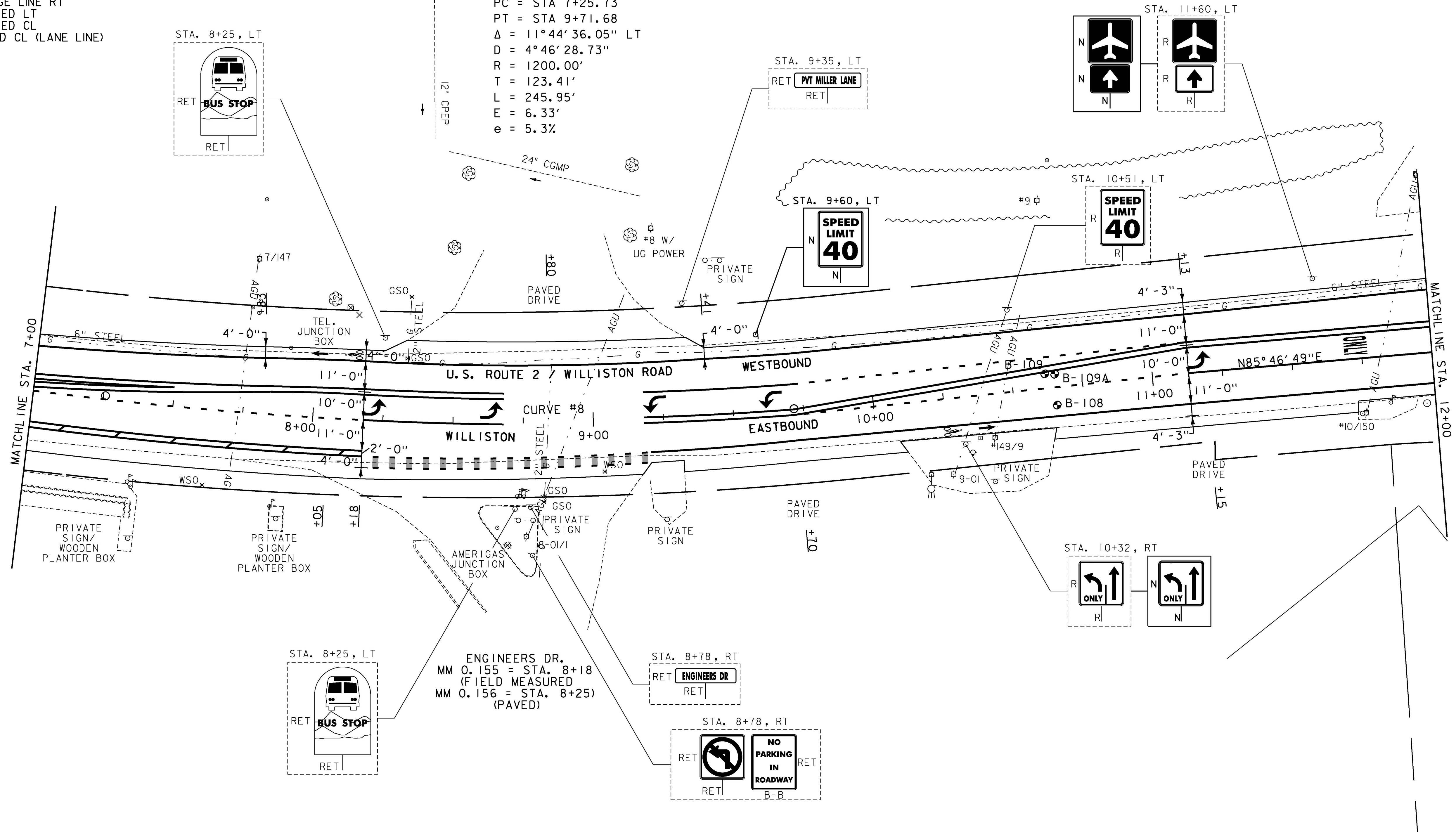
TEMPORARY LETTER OR SYMBOL, PAINT
STA. 8+01, LT BIKE LANE ARROW
STA. 8+13, LT BIKE LANE SYMBOL
STA. 8+22, LT ARROW
STA. 8+64, LT ARROW
STA. 9+22, LT ARROW
STA. 9+64, LT ARROW
STA. 10+28, RT BIKE LANE SYMBOL
STA. 10+40, RT BIKE LANE ARROW
STA. 11+17, LT ARROW

REMOVING SIGNS
AS SHOWN - 4

SPECIAL PROVISION (GREEN PAVEMENT MARKINGS - BICYCLE LANE)
STA. 8+18 TO 9+20, BIKE LANE RT
SEE SHEET 27

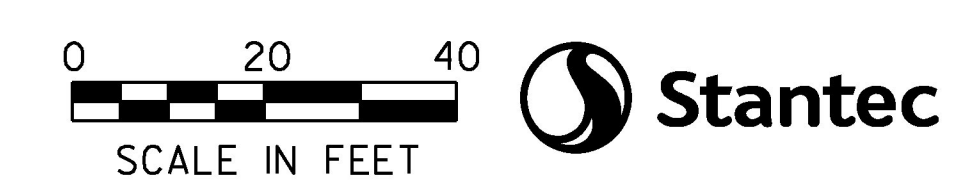


CURVE 8 DATA
PC = STA 7+25.73
PT = STA 9+71.68
 $\Delta = 11^\circ 44' 36.05''$ LT
D = $4^\circ 46' 28.73''$
R = 1200.00'
T = 123.41'
L = 245.95'
E = 6.33'
e = 5.3%



SOIL BORING DATA			
BORING#	DEPTH (FT.)	PCC	COMMENTS
B-108	5.0'	NO	
B-109	0.8'	YES	AUGER REFUSAL ON CONCRETE
B-109A	5.0'	YES	

- NOTES:**
- FOR LEGENDS, SEE SHEETS 3-4.
 - ALL EXISTING SIGNS NOT SHOWN ON THE PLANS SHALL BE RETAINED.



PROJECT NAME: SOUTH BURLINGTON-WILLISTON	PLOT DATE: 2/15/2017
PROJECT NUMBER: NH 2944(I)	DRAWN BY: D. DRAPER
FILE NAME: zild340bdr.dgn	DESIGNED BY: D. DRAPER
LAYOUT SHEET 9	CHECKED BY: J. LITTLE
	SHEET 57 OF 249