













# TRAFFIC SIGN SUMMARY SHEET #24

SHSM = FHWA 2004 STANDARD  
HIGHWAY SIGNS AND MARKINGS  
BOOK AND THE 2012 SUPPLEMENT  
TO THE 2004 EDITION

MILEMARKER, STATION, OR SIGN NUMBER	SIGN LEGEND	SIGN DIMENSIONS		NEW & SALVAGED SIGNS				EXIST POST REF SALV AGE	NO. OF POSTS	NEW SIGN POSTS												REMARKS	SIGN DETAIL											
		E A	WIDTH (in)	HEIGHT (in)	"A"	"B"	SALV SIGN			SALV TIS	SQUARE STEEL (in)			TUBULAR ALUMINUM Ø (in)			TUBULAR STEEL Ø (in)			W-SHAPE STEEL			S H M	DETAIL ON SHEET NUMBER	STD. SHEET NUMBER									
											1.75	2.0	2.5	3.0	4.0	4.0 MOD	3.0	3.5	4.0	5.0	FTG. SIZE					WEIGHT	POST SIZE							
A10+00 LT		1	24	24	4.00				1		X	X											VR-654			E-143								
		1	24	18	3.00																					VR-655P			136					
A11+14 RT		1	21	15	2.19				1		X	X																	BLACK ON WHITE	M2-1				
		1	24	24	4.00																									MI-5		136		
A12+50 LT		1	36	36	9.00				2		X	X																		VR-128		134		
A14+50 RT		1	30	30	6.25				1		X	X																			W3-1			
A14+70 LT		1	36	36	9.00				2		X	X																			W12-2			
		1	24	18	3.00																										W16-2P			
A15+73 LT		1	30	24	5.00				1		X	X																			VD-421		135	
A16+15 RT	 	1	24	18	3.00				1		X	X																			VR-038 VR-039	BACK TO BACK		E-141 E-141
A16+15 RT		1	12	36	3.00				1		X	X																			ASTM TYPE IX FLUORESCENT YELLOW SHEETING	OM3-R		

FINAL POST LENGTHS ARE TO BE DETERMINED  
IN THE FIELD. POST SIZES ARE COMPUTED  
BASED ON INFORMATION FURNISHED ON THE STANDARD  
SHEETS AND VTRANS "SIGN POST DESIGN GUIDELINE."

**SHEET  
TOTALS**

SF  
54.44

SF

EA.

SF

EA.

SF

EA.

SF

EA.

SF

EA.

SF

EA.

SF

EA.

SF

EA.

SF

EA.

SF

EA.

SF

EA.

SF

EA.

SF

EA.

SF

EA.

SF

EA.

SF

EA.

SF

EA.

PROJECT NAME: PUTNEY-WESTMINSTER

PROJECT NUMBER: STP 2946(1)

FILE NAME: zllc344tsdet.dgn

PROJECT LEADER: P. SHEDD

DESIGNED BY: N. LEMAY

TRAFFIC SIGN SUMMARY SHEET #24

PLOT DATE: 12/10/2013

DRAWN BY: S. GOODWIN

CHECKED BY: P. SHEDD

SHEET 131 OF 138