

TEMPORARY 4 INCH WHITE LINE, PAINT
 DURABLE 4 INCH WHITE LINE (OPTION BID ITEM)
 W342+50 TO W354+50 SOLID LT & RT

TEMPORARY 4 INCH YELLOW LINE, PAINT
 DURABLE 4 INCH YELLOW LINE, POLYUREA
 W342+50 TO W354+50 SOLID LT & RT

STEEL BEAM GUARDRAIL, GALVANIZED
 W345+27 TO W346+64.5 RT
 W349+85.5 TO W350+23 RT

ANCHOR FOR STEEL BEAM RAIL
 W345+27 RT
 W350+23 RT

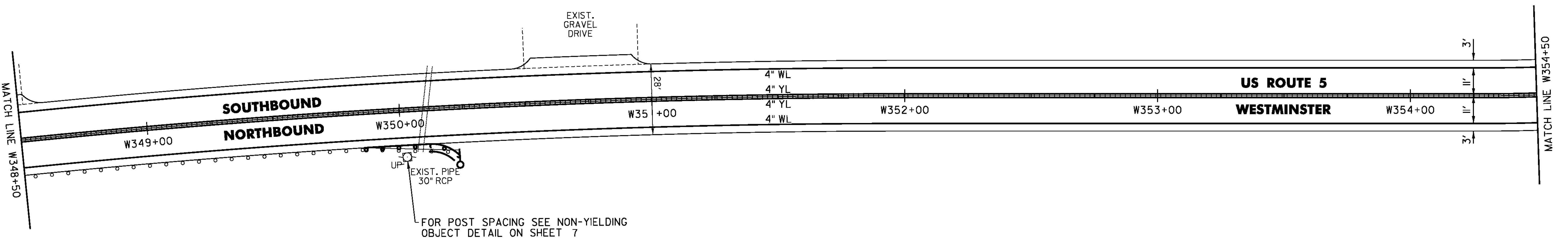
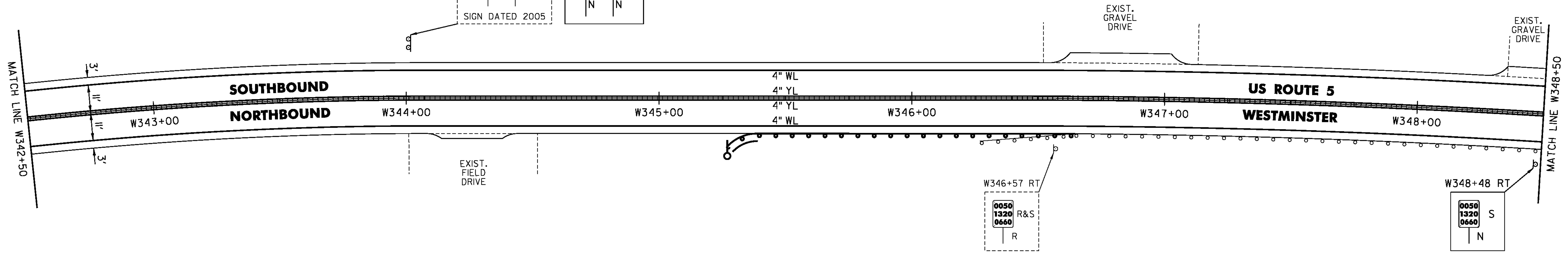
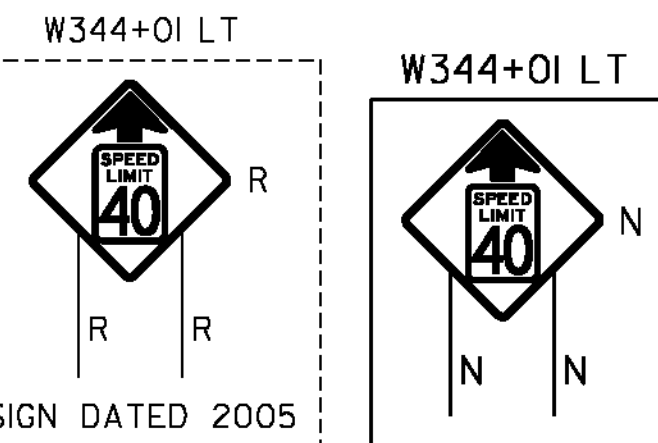
REMOVAL AND DISPOSAL OF GUARDRAIL
 W346+27 TO W346+64.5 RT
 W349+85.5 TO W350+23 RT

DELINEATOR WITH STEEL POST
 W345+27 RT
 W350+23 RT

MILLED RUMBLE STRIPS
 W342+50 TO W354+50 CL

REMOVING SIGNS
 AS SHOWN - 2

ERECTING SALVAGED SIGNS
 AS SHOWN - 1



- LEGEND**
- R = REMOVE EXISTING
 - S = SALVAGE
 - R&S = REMOVE AND SALVAGE
 - N = NEW
 - RET = RETAIN
 - B-B = BACK TO BACK
 - = EXISTING GUARDRAIL
 - = PROPOSED GUARDRAIL
 - YL = YELLOW LINE
 - WL = WHITE LINE
 - = DELINEATOR
 - = UTILITY POLE

PROJECT NAME: PUTNEY-WESTMINSTER
 PROJECT NUMBER: STP 2946(1)
 FILE NAME: zllc344bdr.dgn
 PROJECT LEADER: P. SHEDD
 DESIGNED BY: N. LEMAY
 ROADWAY LAYOUT TO US 5
 PLOT DATE: 12/10/2013
 DRAWN BY: W. GORDON
 CHECKED BY: P. SHEDD
 SHEET 91 OF 138

NOT TO SCALE