

TEMPORARY 4 INCH WHITE LINE, PAINT  
 DURABLE 4 INCH WHITE LINE (OPTION BID ITEM)  
 W140+50 TO W152+50 SOLID LT & RT

TEMPORARY 4 INCH YELLOW LINE, PAINT  
 DURABLE 4 INCH YELLOW LINE, POLYUREA  
 W140+50 TO W141+75 SOLID LT & RT  
 W141+75 TO W149+00 SOLID LT, DASHED RT  
 W149+00 TO W152+50 SOLID LT & RT

STEEL BEAM GUARDRAIL, GALVANIZED

W143+63 TO W143+75.5 RT  
 W144+18 TO W144+55.5 RT  
 W145+90 TO W146+27.5 LT  
 W149+76.5 TO W150+14 RT  
 W150+62.5 TO W151+00 LT

ANCHOR FOR STEEL BEAM RAIL

W143+75.5 RT  
 W144+18 RT  
 W145+90 LT  
 W150+14 RT  
 W151+00 LT

REMOVAL AND DISPOSAL OF GUARDRAIL

W140+50 TO W143+62 RT  
 W144+18 TO W144+55.5 RT  
 W145+55.5 TO W147+55.5 RT  
 W145+90 TO W146+27.5 LT  
 W149+76.5 TO W150+14 RT  
 W150+62.5 TO W151+00 LT

MILLED RUMBLE STRIPS  
 W140+50 TO W152+50 CL

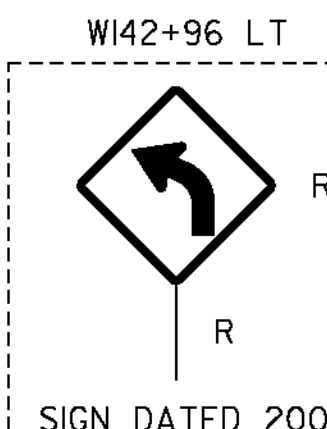

REMOVING SIGNS  
 AS SHOWN - 1

STEEL BEAM GUARDRAIL,  
 GALVANIZED W/8 FEET POSTS

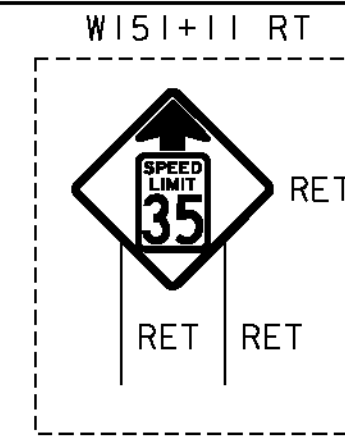
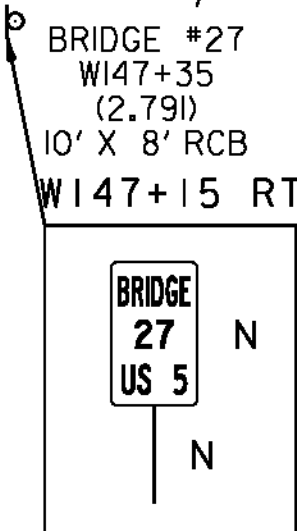
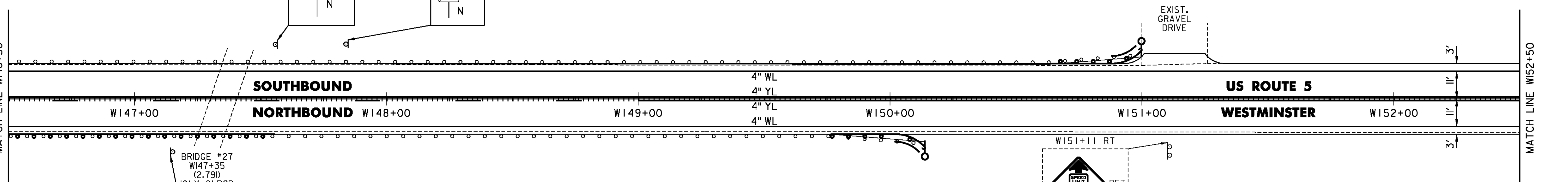
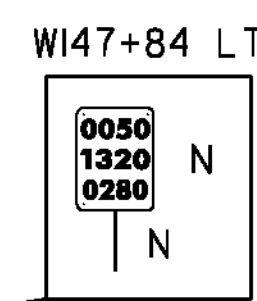
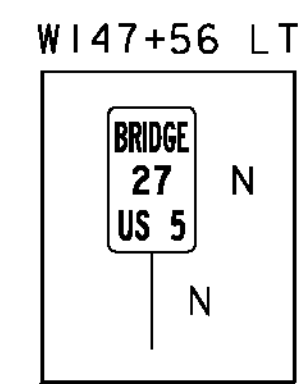
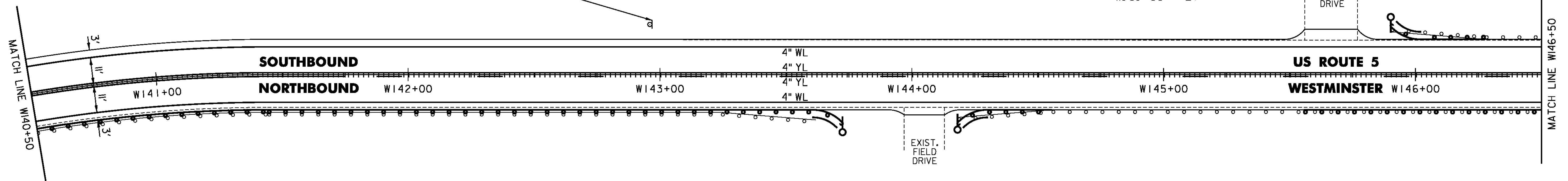
W140+50 TO W143+63 RT  
 W145+55.5 TO W147+55.5 RT

DELINEATOR WITH STEEL POST

W143+75.5 RT  
 W144+18 RT  
 W145+90 LT  
 W150+14 RT  
 W151+00 LT



SIGN DATED 2001



LEGEND

- R = REMOVE EXISTING
- S = SALVAGE
- R&S = REMOVE AND SALVAGE
- N = NEW
- RET = RETAIN
- B-B = BACK TO BACK
- = EXISTING GUARDRAIL
- = PROPOSED GUARDRAIL
- YL = YELLOW LINE
- WL = WHITE LINE
- = DELINEATOR
- = UTILITY POLE

PROJECT NAME: PUTNEY-WESTMINSTER

PROJECT NUMBER: STP 2946(1)

FILE NAME: zllc344bdr.dgn  
 PROJECT LEADER: P. SHEDD  
 DESIGNED BY: N. LEMAY  
 ROADWAY LAYOUT 48 US 5

PLOT DATE: 12/10/2013  
 DRAWN BY: W. GORDON  
 CHECKED BY: P. SHEDD  
 SHEET 69 OF 138

NOT TO SCALE