

TEMPORARY 4 INCH WHITE LINE, PAINT  
 DURABLE 4 INCH WHITE LINE (OPTION BID ITEM)  
 W42+50 TO W54+50 SOLID LT & RT

TEMPORARY 4 INCH YELLOW LINE, PAINT  
 DURABLE 4 INCH YELLOW LINE, POLYUREA  
 W42+50 TO W54+50 SOLID LT & RT

STEEL BEAM GUARDRAIL, GALVANIZED  
 W49+52.5 TO W49+65 RT

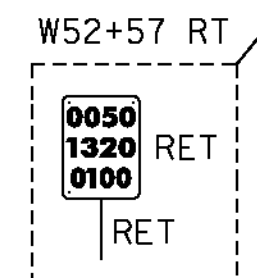
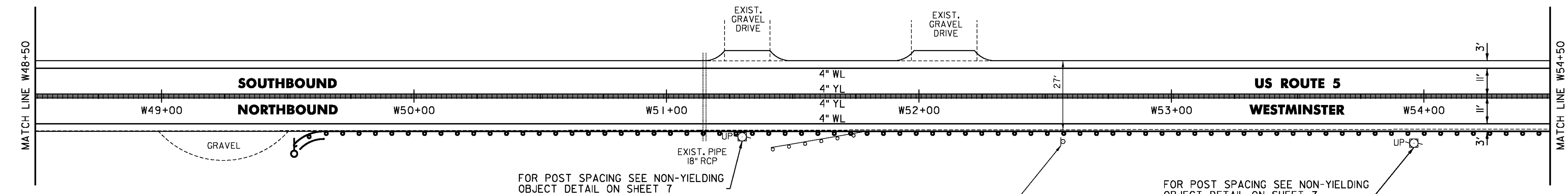
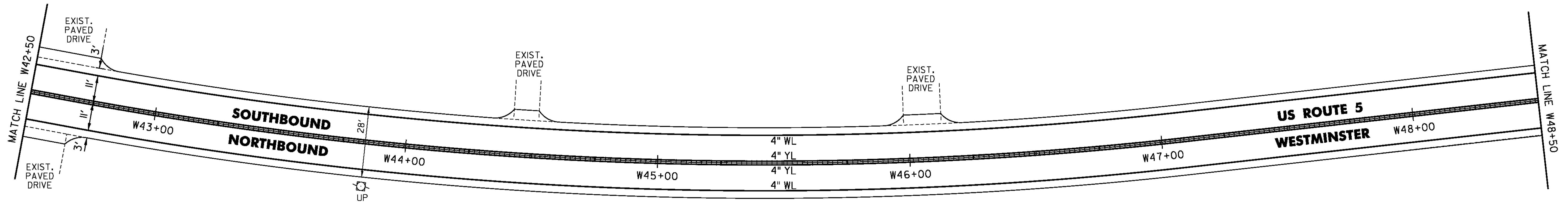
STEEL BEAM GUARDRAIL,  
 GALVANIZED W/8 FEET POSTS  
 W49+65 TO W54+50 RT

ANCHOR FOR STEEL BEAM RAIL  
 W49+52.5 RT

REMOVAL AND DISPOSAL OF GUARDRAIL  
 W51+40 TO W54+50 RT

DELINEATOR WITH STEEL POST  
 W49+52.5 RT

MILLED RUMBLE STRIPS  
 W42+50 TO W54+50 CL



- LEGEND**
- R = REMOVE EXISTING
  - S = SALVAGE
  - R&S = REMOVE AND SALVAGE
  - N = NEW
  - RET = RETAIN
  - B-B = BACK TO BACK
  - = EXISTING GUARDRAIL
  - = PROPOSED GUARDRAIL
  - YL = YELLOW LINE
  - WL = WHITE LINE
  - = DELINEATOR
  - UP = UTILITY POLE

PROJECT NAME:	PUTNEY-WESTMINSTER	FILE NAME:	zllc344bdr.dgn	PLOT DATE:	12/10/2013
PROJECT NUMBER:	STP 2946(1)	PROJECT LEADER:	P. SHEDD	DRAWN BY:	W. GORDON
		DESIGNED BY:	N. LEMAY	CHECKED BY:	P. SHEDD
		ROADWAY LAYOUT:	37 US 5	SHEET:	58 OF 138

NOT TO SCALE