

TEMPORARY 4 INCH WHITE LINE, PAINT  
 DURABLE 4 INCH WHITE LINE (OPTION BID ITEM)  
 58+50 TO 64+50 SOLID LT  
 58+50 TO 58+87 SOLID RT  
 58+87 TO 59+11 SOLID RT (TH 3)  
 59+31 TO 59+55 SOLID RT (TH 3)  
 59+55 TO 64+50 SOLID RT

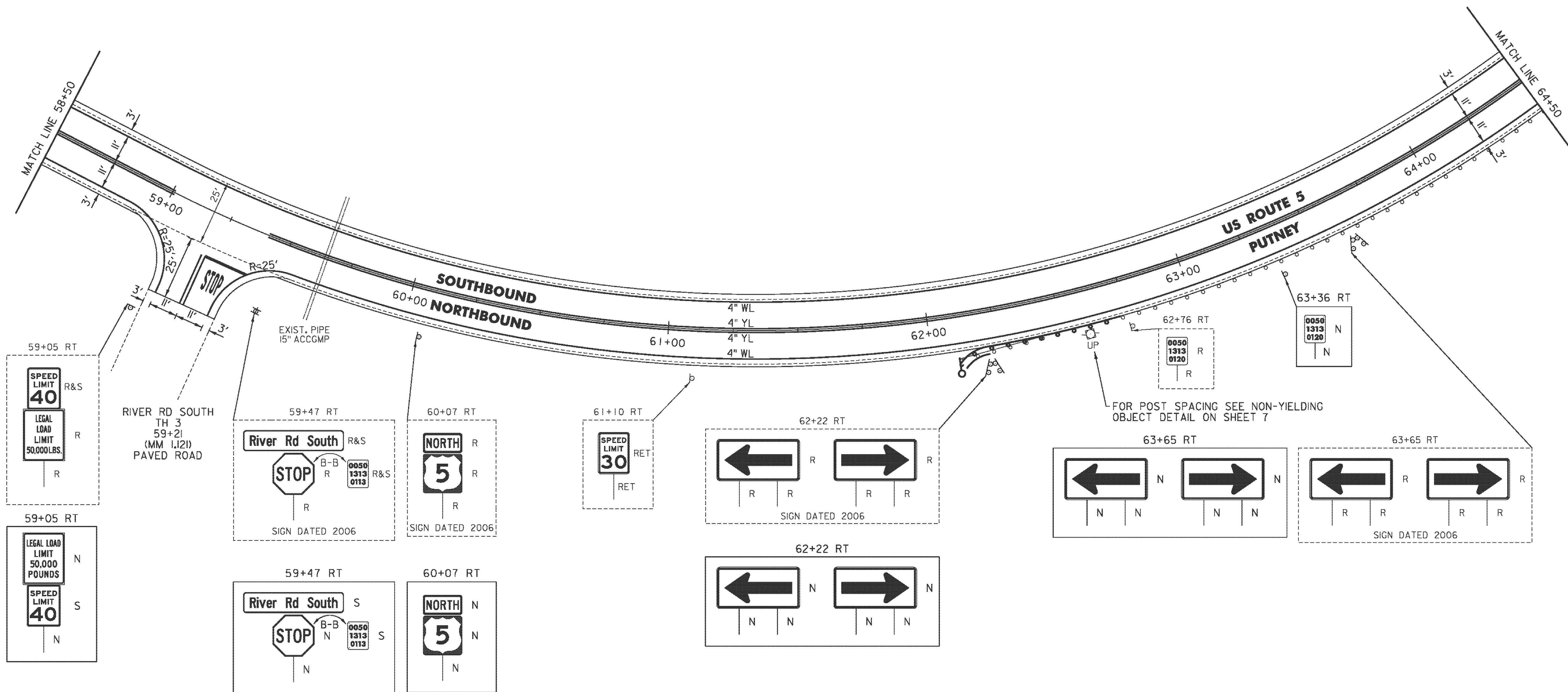
TEMPORARY 24 INCH STOP BAR, PAINT  
 DURABLE 24 INCH STOP BAR (OPTION BID ITEM)  
 59+22 TO 59+37 RT (TH 3)  
 TEMPORARY LETTER OR SYMBOL, PAINT  
 DURABLE LETTER OR SYMBOL (OPTION BID ITEM)  
 59+28 RT - STOP (TH 3)

STEEL BEAM GUARDRAIL, GALVANIZED  
 62+10 TO 62+72.5 RT  
 ANCHOR FOR STEEL BEAM RAIL  
 62+10 RT

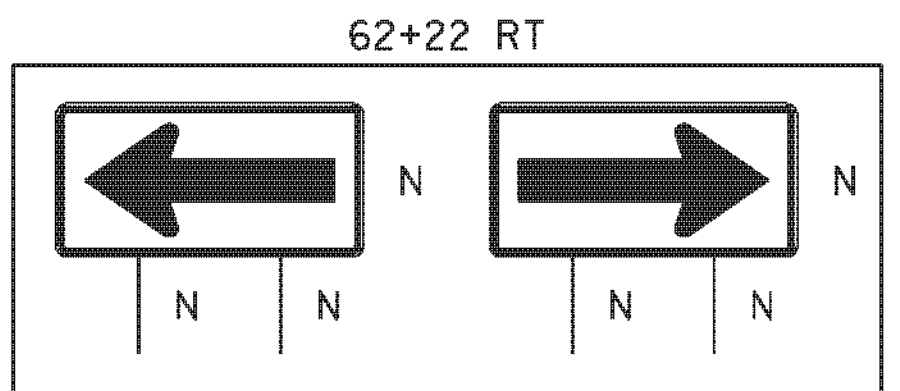
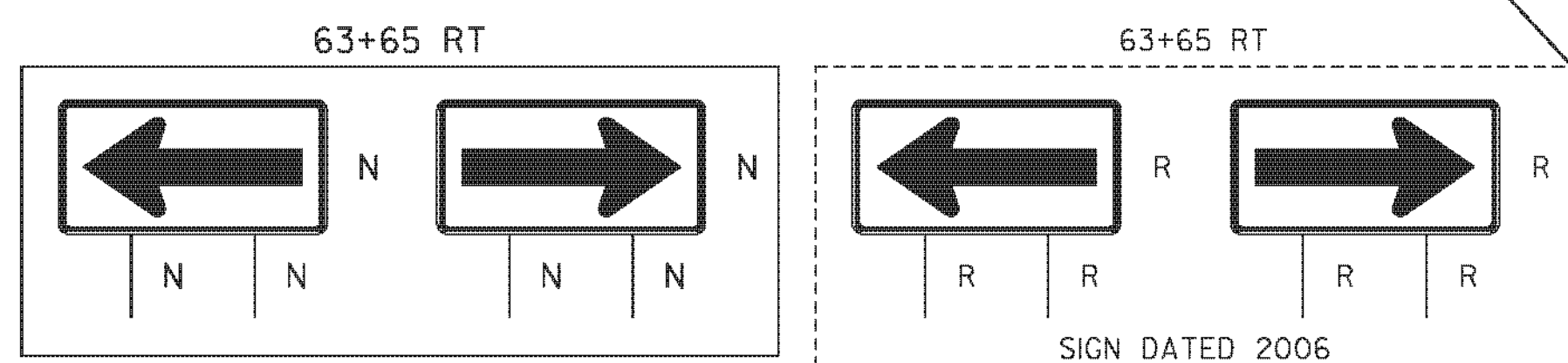
REMOVAL AND DISPOSAL OF GUARDRAIL  
 62+10 TO 62+72.5 RT  
 DELINEATOR WITH STEEL POST  
 62+10 RT

REMOVING SIGNS  
 AS SHOWN - 12  
 ERECTING SALVAGED SIGNS  
 AS SHOWN - 3

TEMPORARY 4 INCH YELLOW LINE, PAINT  
 DURABLE 4 INCH YELLOW LINE (OPTION BID ITEM)  
 58+50 TO 59+01 SOLID LT & RT  
 59+21 DOUBLE SOLID RT (TH 3)  
 59+41 TO 64+50 SOLID LT & RT



FOR POST SPACING SEE NON-YIELDING OBJECT DETAIL ON SHEET 7



- LEGEND**
- R = REMOVE EXISTING
  - S = SALVAGE
  - R&S = REMOVE AND SALVAGE
  - N = NEW
  - RET = RETAIN
  - B-B = BACK TO BACK
  - ⊕ = EXISTING GUARDRAIL
  - ⊕ = PROPOSED GUARDRAIL
  - YL = YELLOW LINE
  - WL = WHITE LINE
  - ⊕ = DELINEATOR
  - ⊕ = UTILITY POLE

PROJECT NAME: PUTNEY-WESTMINSTER  
 PROJECT NUMBER: STP 2946(1)  
 FILE NAME: zllc344bdr.dgn  
 PROJECT LEADER: P. SHEDD  
 DESIGNED BY: N. LEMAY  
 ROADWAY LAYOUT 4 US 5  
 PLOT DATE: 12/10/2013  
 DRAWN BY: W. GORDON  
 CHECKED BY: P. SHEDD  
 SHEET 25 OF 138

NOT TO SCALE