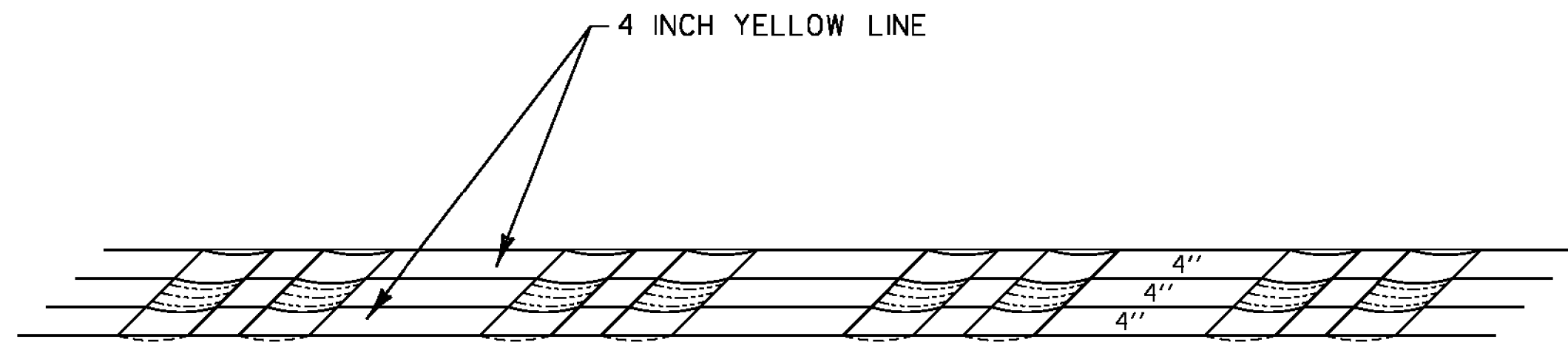
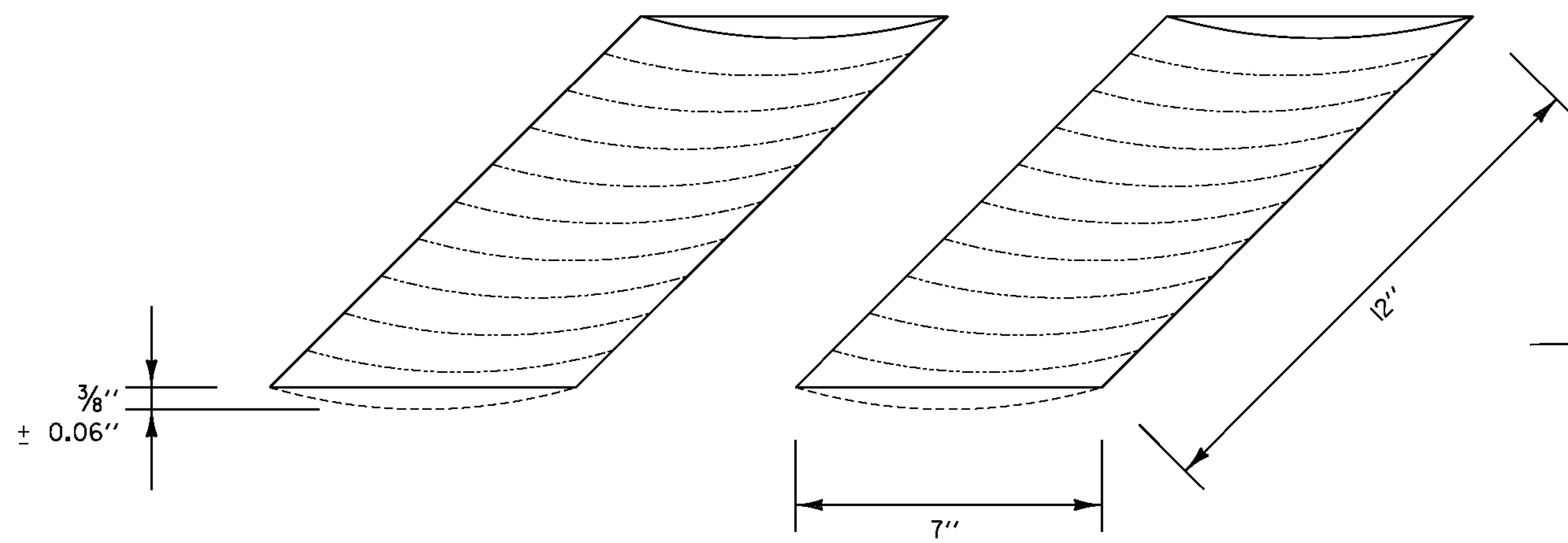


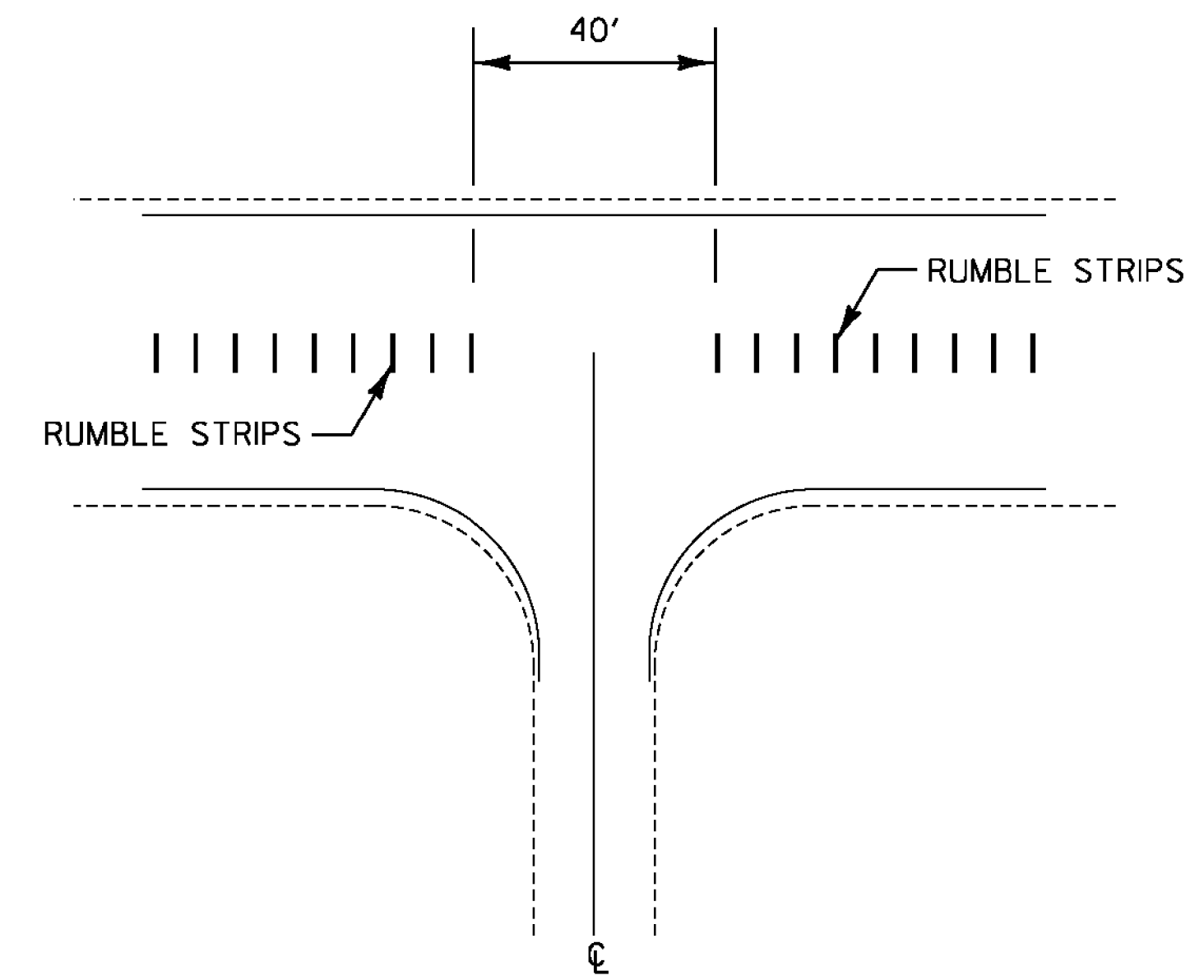
RUMBLE STRIP LAYOUT



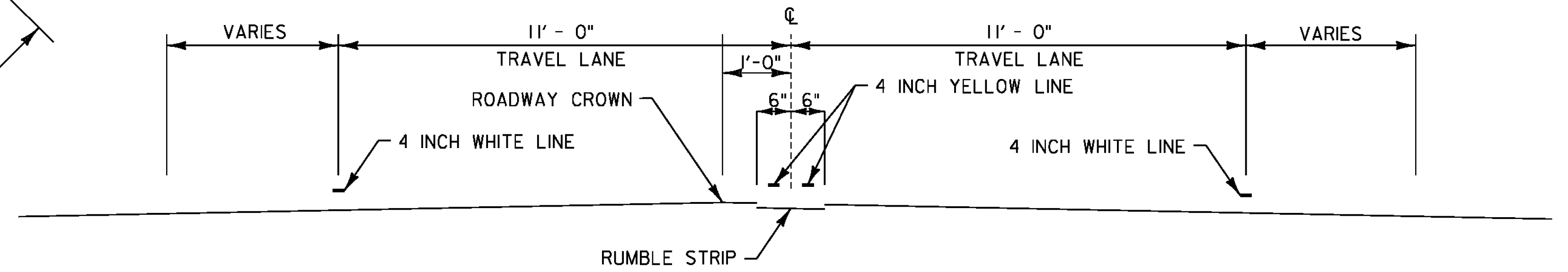
PAVEMENT MARKINGS DETAIL



RUMBLE STRIP DETAIL



INTERSECTION DETAIL



RUMBLE STRIP TYPICAL SECTION

SEGMENT 1		SEGMENT 2	SEGMENT 3
PUTNEY	94+56 TO 149+50	WESTMINSTER	W0+00 TO 154+25
	153+50 TO 164+16		WESTMINSTER
	174+14 TO 201+00		W337+93 TO W364+75
	212+50 TO 237+75		W372+00 TO W396+00
	241+50 TO 295+36		

• REFERENCE COMP. BINDER SECTION 213.10 FOR RUMBLE STRIP SUMMARY

NOTES

1. CENTERLINE RUMBLE STRIPS NOT TO EXTEND BEYOND CENTERLINE WHEN CENTERLINE IS A DOUBLE YELLOW LINE, WITH OR WITHOUT A PASSING ZONE.
2. CENTERLINE RUMBLE STRIP TO BE PLACED ALONG CENTERLINE OF ROADWAY.
3. CENTERLINE RUMBLE STRIP TO STOP 20 FEET PRIOR TO THE CENTERLINE OF AN INTERSECTION.

NOT TO SCALE

PROJECT NAME: PUTNEY-WESTMINSTER

PROJECT NUMBER: STP 2946(I)

FILE NAME: zllc344+sdet.dgn
 PROJECT LEADER: P. SHEDD
 DESIGNED BY: N. LEMAY
 RUMBLE STRIP DETAIL SHEET

PLOT DATE: 12/10/2013
 DRAWN BY: W. GORDON
 CHECKED BY: P. SHEDD
 SHEET 16 OF 138