STATE OF VERMONT
AGENCY OF TRANSPORTATION

TRAFFIC SIGN SUMMARY SHEET 69

MILEMARKER, STATION, OR SIGN NUMBER	SIGN LEGEND	SIGN DIMENSIONS EA	WIDTH (in)	HEIGHT (in)	NEW & SALVAGED SIGNS "A"	"B"	SALV SIGN	SALV TIS	EXIST POST RETAIN	SALVAGE	NEW SIGN POSTS NO. OF POSTS	FLANGED CHANNEL lb/ft 1.12	2.0	3.0	SQUARE STEEL (in) lb/ft 1.75	2.0	2.5	ANCHOR	SLEEVE	TUBULAR ALUMINUM Ø (in) lb/ft 3.0	4.0	4.0 MOD	TUBULAR STEEL Ø (in) FOUND-ATION	3.0	3.5	4.0	5.0	W-SHAPE STEEL FTG. SIZE 24"	30"	WEIGHT	POST SIZE	SIGN FRAME REQUIRED	REMARKS	SIGN DETAIL DETAIL IN SHSM * BOOK	DETAIL ON SHEET NUMBER	STD. SHEET NUMBER
LYNDON U.S. ROUTE 5 (CONT.)																																				
152+14, RT		1	42	12	3.50						1							X	X														D3-1		231	
		1	42	12	3.50																												D3-1 USE EXISTING SLEEVE		231	
		1	30	30	6.25																												RI-1	X		
		1	18	6	0.75																												RI-3P	X		
		1	6	10	0.42																												VD-700			E-138
152+35, RT	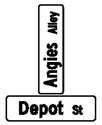	1	42	12	3.50						1					X		X	1													D3-1 SLEEVE TO BE INSTALLED IN EXISTING SIDEWALK PER T-45 TWO PIECE ANCHOR DETAIL		231	
		1	42	12	3.50																												D3-1		231	
152+37, LT		1	42	12	3.50						1							X	X														D3-1		231	
		1	42	12	3.50																												D3-1 USE EXISTING SLEEVE		231	
		1	30	30	6.25																												RI-1	X		
		1	18	6	0.75																												RI-3P	X		
152+47, RT		1	12	18	1.50																												R7-108 MOUNT NEW SIGN ON EXISTING LIGHT POLE USING STAINLESS STEEL BANDS (INCIDENTAL)	X		
152+53, RT		1	24	12	2.00						1					X		X															M3-1 (BLACK ON WHITE)	X		
		1	24	24	4.00																												M1-4	X		
		1	21	15	2.19																												M6-1 (BLACK ON WHITE)	X		
TOTALS					SF 45.11	SF	EA.	SF				FT	FT	FT	FT	FT 25	FT 26		EA 1	LB	LB	LB		LB	LB	LB	LB	EA.	EA.	LB					
												FT			FT 51					LB			EA.	LB				EA.	EA.	LB					

*
"SHSM"-STANDARD HIGHWAY SIGNS AND MARKINGS

FINAL POST LENGTHS ARE TO BE DETERMINED IN THE FIELD. POST SIZES ARE COMPUTED BASED ON INFORMATION FURNISHED ON THE STANDARD SHEETS AND THE VTRANS "SIGN POST DESIGN GUIDELINE."

TRAFFIC SIGN SUMMARY SHEET #69

PROJECT NAME: ST JOHNSBURY - LYNDON
PROJECT NUMBER: STP 2936(1)

FILE NAME: pllc308.dgn
PROJECT LEADER: G. EDWARDS
DESIGNED BY: D. DRAPER
PLOT DATE: 5/5/2014
DRAWN BY: D. DRAPER
CHECKED BY: J. LITTLE
SHEET 210 OF 250