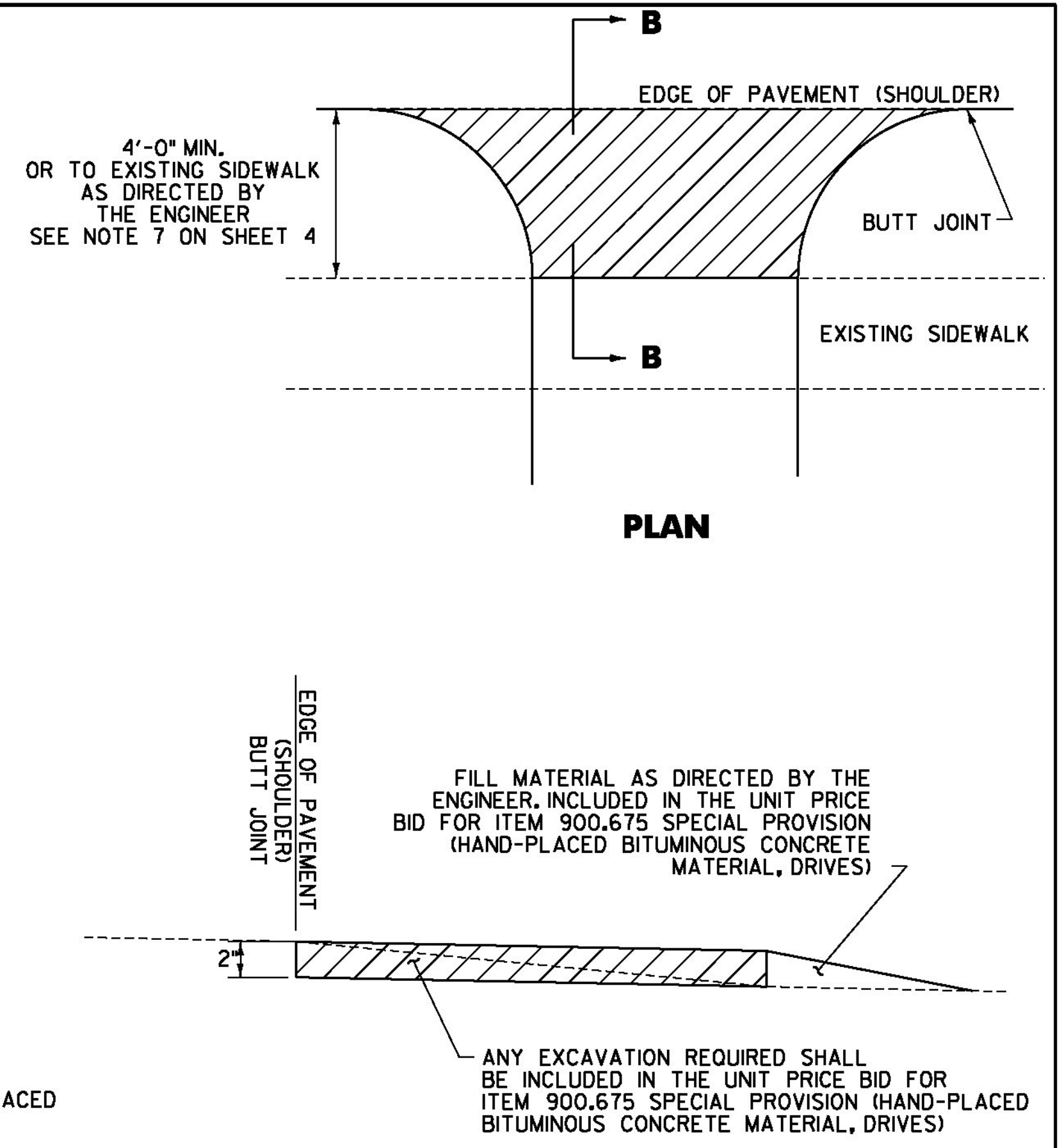
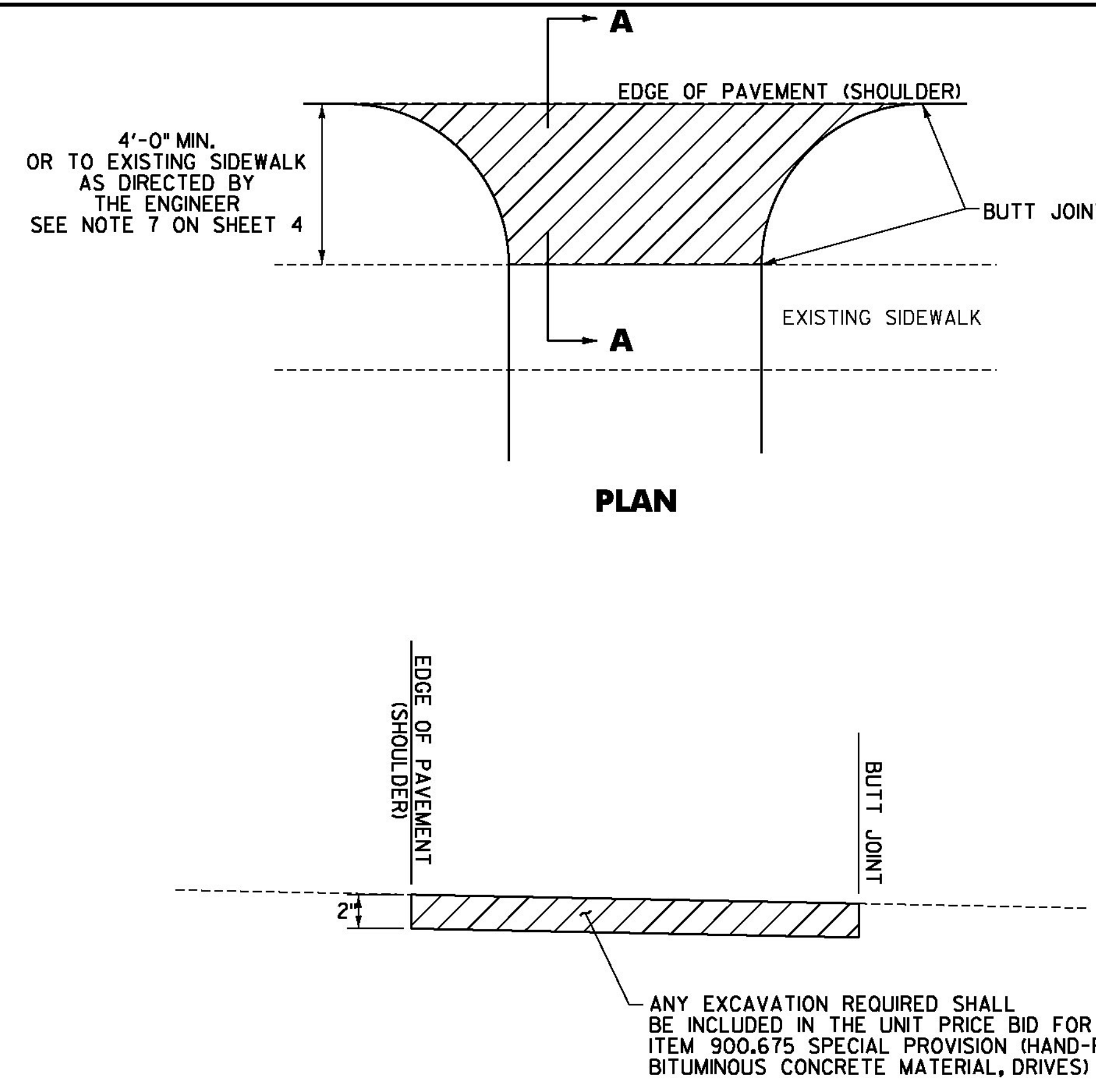


STATION	POSITION	QUANTITY (SY)
ST. JOHNSBURY U.S. ROUTE 2		
141+88	LT	25
142+44	RT	24
143+01	RT	9
143+31	RT	20
144+54	LT	24
149+06	RT	22
149+92	LT	18
150+94	RT	20
152+16	LT	9
152+58	RT	21
162+11	RT	35**
162+94	LT	65
171+12	RT	8
171+15	LT	6
171+87	LT	16
171+95	RT	13
172+66	LT	6
172+74	RT	12
173+19	LT	6
173+59	LT	8
174+59	LT	8
180+05	RT	91
203+21	LT	20
208+50	LT	22
222+80	RT	22
223+56	RT	18
224+06	RT	14
224+93	RT	38
227+68	LT	78
227+94	RT	182
230+53	RT	34
230+68	LT	7
231+65	LT	36
232+68	RT	21
233+73	RT	19
235+53	LT	41
235+58	RT	118
236+94	LT	5
239+61	RT	80
241+89	RT	10
242+61	RT	9
243+69	LT	24
244+67	RT	112
245+48	LT	10
246+14	LT	33
247+18	RT	10
247+74	RT	32
SUBTOTAL		1424
ST. JOHNSBURY U.S. ROUTE 5		
74+49	LT	9
75+26	LT	17
78+44	RT	37
79+60	RT	65
80+90	RT	39
83+09	RT	111
87+94	LT	13
89+04	LT	13
89+60	LT	10
97+65	RT	23
112+44	RT	21
116+05	RT	187
116+10	LT	102
118+57	RT	84
120+53	LT	16
124+26	LT	9
124+81	LT	6
128+87	RT	59
130+34	LT	12
131+25	LT	12
132+50	RT	42
133+37	LT	114
137+12	RT	33
142+13	RT	41
147+39	RT	20
148+42	LT	102
149+00	RT	64
150+00	LT	5
150+53	LT	11
151+30	LT	23
SUBTOTAL		1300
ST. JOHNSBURY ALT. U.S. ROUTE 5		
0+93	LT	25
6+61	LT	21
25+08	LT	13

STATION	POSITION	QUANTITY (SY)
ST. JOHNSBURY ALT. U.S. ROUTE 5 (CONT.)		
26+02	LT	17
33+91	LT	23
34+78	RT	27
35+06	LT	27
35+52	RT	13
35+69	LT	24
36+03	RT	24
36+50	LT	32
37+07	RT	17
37+91	RT	17
38+72	RT	21
38+77	LT	39
40+01	LT	46
40+44	RT	23
40+77	LT	46
42+20	LT	51
42+55	RT	28
43+58	RT	29
43+94	LT	104
45+05	RT	32
45+21	LT	100
45+88	LT	87
46+52	LT	67
48+67	LT	5
48+85	RT	20
49+36	LT	8
49+86	RT	22
51+25	LT	7
55+50	LT	12
59+34	LT	14
60+67	LT	16
61+57	LT	30
62+73	LT	14
SUBTOTAL		1101
LYNDON U.S. ROUTE 5		
144+55	LT	21
144+96	LT	12
145+40	LT	15
145+71	RT	41
146+02	LT	12
146+69	RT	49
146+72	LT	11
148+23	RT	101
151+07	LT	14
152+19	RT	55
159+41	RT	31
160+96	RT	108
161+97	RT	22
164+86	LT	18
164+92	RT	14
165+83	LT	19
165+99	RT	10
166+51	LT	9
166+64	RT	21
167+43	RT	18
167+73	LT	8
168+38	RT	15
168+38	LT	10
169+25	LT	17
169+30	RT	14
170+30	LT	21
170+37	RT	25
171+18	LT	13
171+64	LT	12
171+75	RT	28
172+70	RT	19
172+91	RT	16
173+00	LT	5
173+51	LT	12
173+79	RT	32
174+43	LT	20
175+24	RT	16
175+58	LT	20
176+01	RT	33
176+84	RT	34
177+82	LT	16
178+76	RT	7
179+14	RT	21
179+37	LT	9
179+97	LT	9
180+07	RT	8
180+55	LT	10
181+34	LT	8

STATION	POSITION	QUANTITY (SY)
LYNDON U.S. ROUTE 5 (CONT.)		
181+59	RT	11
182+42	RT	6
183+06	RT	7
184+50	RT	68
186+45	LT	9
186+46	RT	22
190+23	LT	29
SUBTOTAL		1211
LYNDON ALT. VT ROUTE 122		
0+98	LT	15
1+35	LT	24
1+71	RT	21
2+61	LT	14
2+92	RT	13
3+35	RT	29
3+46	LT	17
4+01	LT	15
4+12	RT	37
4+25	LT	17
4+56	RT	30
6+49	LT	17
6+53	RT	59
7+44	LT	29
8+19	LT	8
9+30	LT	17
13+28	RT	6
13+38	LT	6
13+70	RT	8
15+21	RT	5
16+43	RT	8
16+54	LT	11
17+16	LT	18
17+29	RT	4
20+98	LT	18
21+67	LT	28
22+33	LT	8
23+19	LT	15
23+96	LT	9
25+03	LT	9
25+78	LT	24
28+80	LT	5
29+18	LT	10
31+31	LT	17
36+75	LT	24
38+05	RT	12
38+98	RT	9
39+65	LT	12
40+47	LT	10
40+53	RT	15
42+00	RT	4
42+16	LT	8
42+80	LT	9
43+33	LT	6
43+34	RT	4
43+68	LT	11
44+05	RT	9
45+40	LT	7
45+56	RT	8
45+79	LT	19
46+34	RT	15
46+34	LT	8
46+67	LT	10
47+70	LT	49
47+93	RT	9
48+58	RT	14
49+32	RT	11
50+97	RT	13
53+95	RT	13
SUBTOTAL		880
ST. JOHNSBURY		
U.S. ROUTE 2		1424
**SAFE ROUTES TO SCHOOL		35
U.S. ROUTE 5		1300
ALT. U.S. ROUTE 5		1101
LYNDON		
U.S. ROUTE 5		1211
ALT. VT ROUTE 122		880
SUBTOTAL		5951
ROUNDING		64
TOTAL		6015



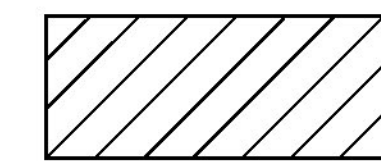
SECTION A-A
HANDWORK DETAILS FOR PAVED DRIVES

SECTION B-B
HANDWORK DETAILS FOR GRAVEL DRIVES

NOTES:

- PAVING LIFT SHALL BE A MINIMUM OF 1 1/2 INCHES AND A MAXIMUM OF TWO INCHES.
- THE COST OF PROVIDING AND PLACING SUBBASE MATERIAL, CLEANING EXISTING PAVED SURFACES, INCLUDING POWER EQUIPMENT, FOR APPLYING EMULSION, AND FILLING JOINTS, CRACKS AND HOLES WILL NOT BE PAID DIRECTLY BUT WILL BE INCLUDED IN THE UNIT PRICE BID FOR ITEM 900.675 SPECIAL PROVISION (HAND-PLACED BITUMINOUS CONCRETE MATERIAL, DRIVES).
- EXCAVATION NEEDED TO ACHIEVE PROPER DRIVE SLOPES WILL NOT BE PAID DIRECTLY BUT WILL BE CONSIDERED INCIDENTAL TO CONTRACT ITEM 900.675 SPECIAL PROVISION (HAND-PLACED BITUMINOUS CONCRETE MATERIAL, DRIVES).
- FIELD DRIVES 2'-0" RESIDENTIAL AND COMMERCIAL DRIVES 4'-0" OR TO SIDEWALK AS DIRECTED BY THE ENGINEER.

LEGEND

 ITEM 900.675 SPECIAL PROVISION (HAND-PLACED BITUMINOUS CONCRETE MATERIAL, DRIVES)

NOT TO SCALE

DRIVE DETAIL SHEET	PROJECT NAME: ST JOHNSBURY - LYNDON
	PROJECT NUMBER: STP 2936(1)
	FILE NAME: pllc308.dgn
	PLOT DATE: 5/5/2014
DESIGNED BY: D. DRAPER	DRAWN BY: D. DRAPER
	CHECKED BY: J. LITTLE
	SHEET 26 OF 250

