

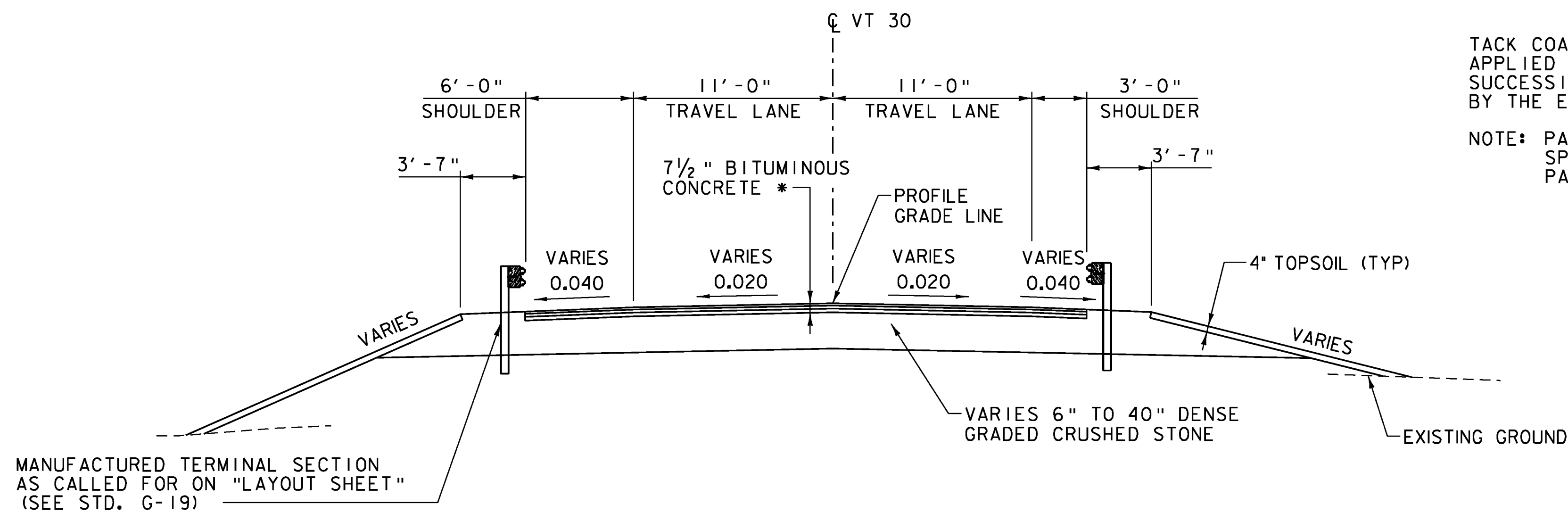
- \* 1 1/4" TYPE IV WEARING COURSE OVER
- 1 1/4" TYPE IV BINDER COURSE OVER
- 2 1/2" TYPE II BASE COURSE OVER
- 2 1/2" TYPE II BASE COURSE

TACK COATS OF EMULSIFIED ASPHALT SHALL BE APPLIED AT THE RATE OF 0.40 GAL/SY BETWEEN SUCCESSIVE COURSES OF PAVEMENT OR AS DIRECTED BY THE ENGINEER.

NOTE: PAVEMENT SHALL BE UNDER THE ITEM 900.680 SPECIAL PROVISION (BITUMINOUS CONCRETE PAVEMENT, SMALL QUANTITY).

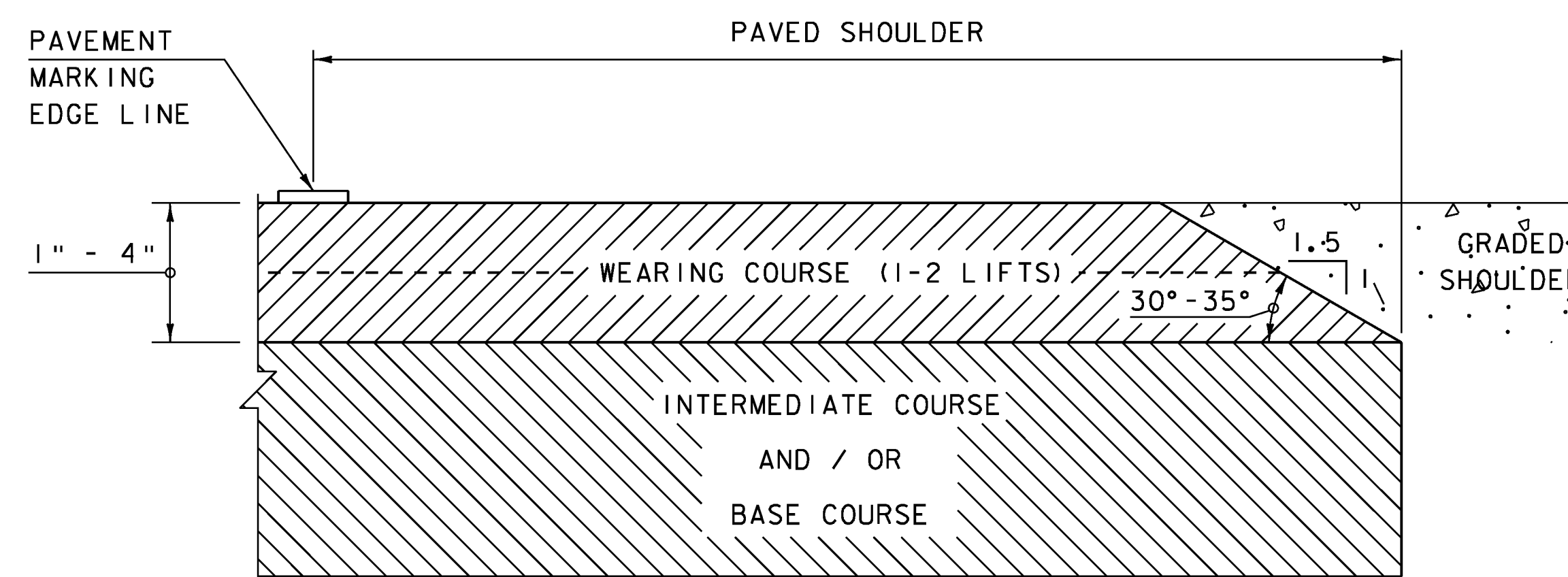
### MATERIAL TOLERANCES (IF USED ON PROJECT)

SURFACE	
- PAVEMENT	+/- 1/4"
- AGGREGATE SURFACE COURSE	+/- 1/2"
BASE COURSE	+/- 1/2"
SUBBASE	+/- 1"
SAND BORROW	+/- 1"
GRANULAR BORROW	+/- 1"



### VT30 TYPICAL ROADWAY APPROACH SECTION

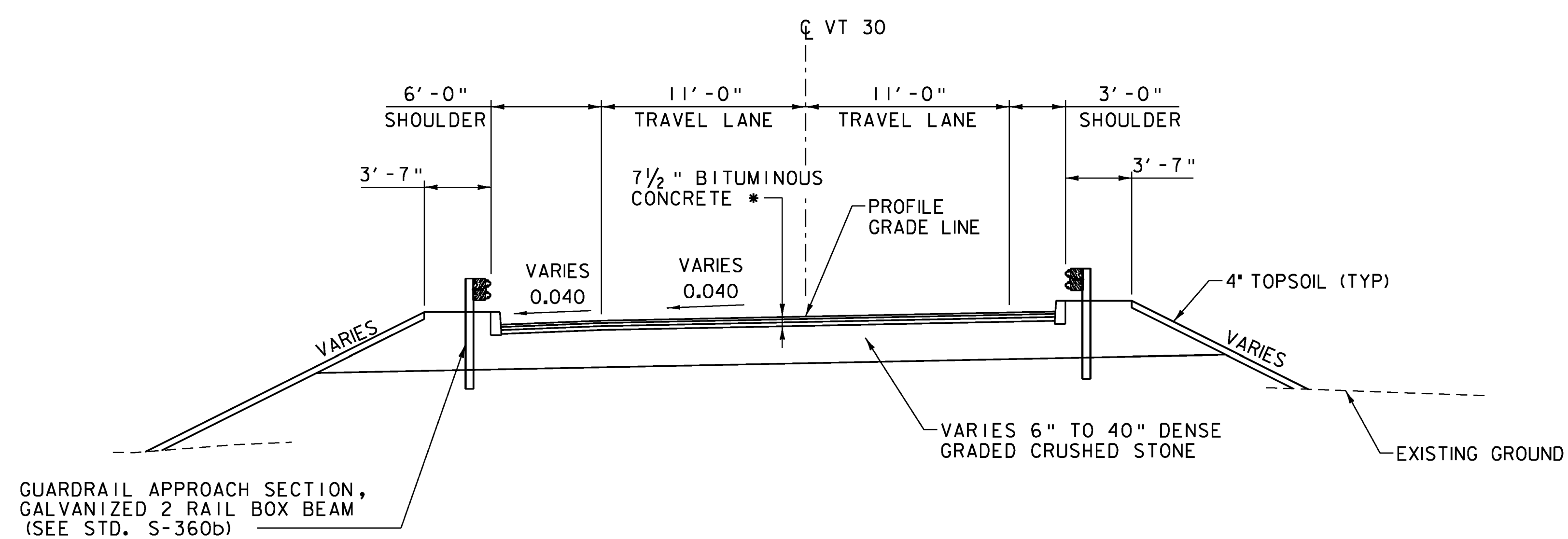
SCALE: 1" = 5'



### SAFETY EDGE DETAIL

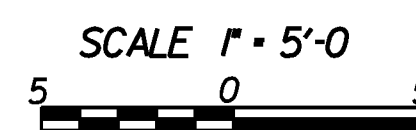
NOT TO SCALE

NOTE: LEVELING COURSE MAY INCLUDE THE "SAFETY EDGE" AT THE CONTRACTOR'S CHOICE.



### VT30 TYPICAL ROADWAY BANK SECTION

SCALE: 1" = 5'



**VHB** Vanasse Hangen Brustlin, Inc.

PROJECT NAME: HUBBARDTON  
PROJECT NUMBER: ER STP 0161(27)

FILE NAME: zllc290app+yp.dgn  
PROJECT LEADER: M.A. COLGAN  
DESIGNED BY: S.G. FARNSWORTH  
TYPICAL ROADWAY SECTION

PLOT DATE: 7/16/2012  
DRAWN BY: C.L. CILLEY  
CHECKED BY: S.G. FARNSWORTH  
SHEET 46 OF 70