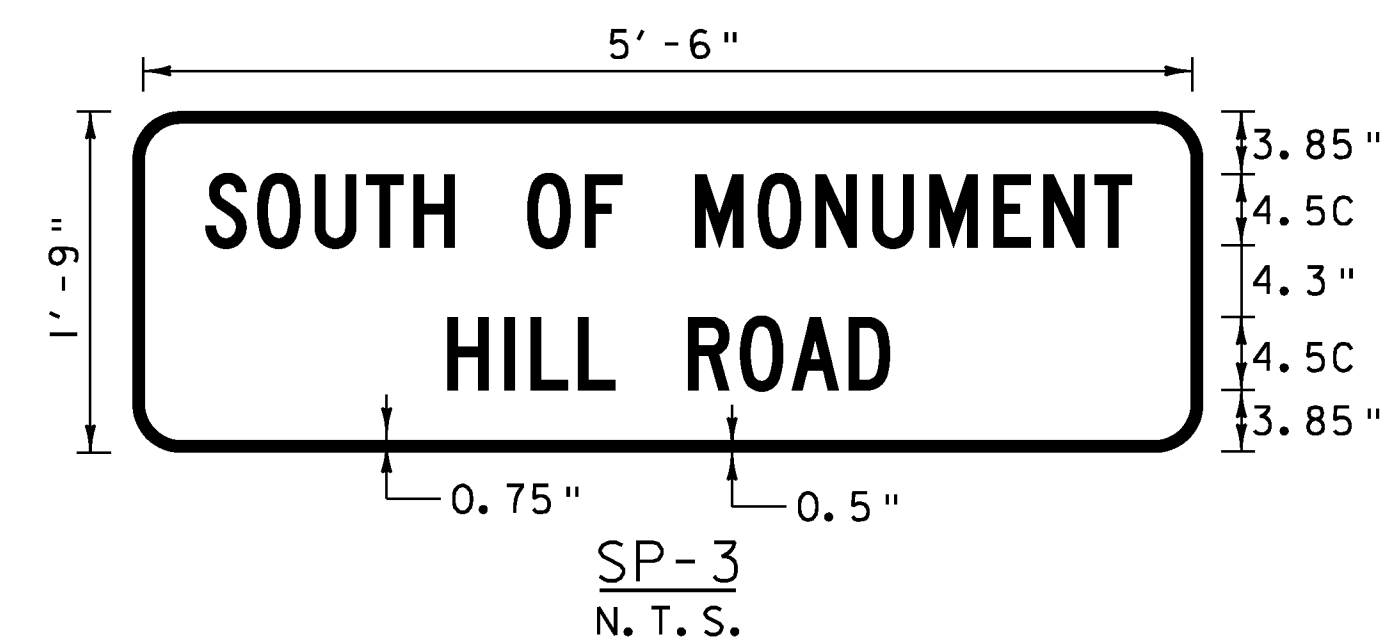
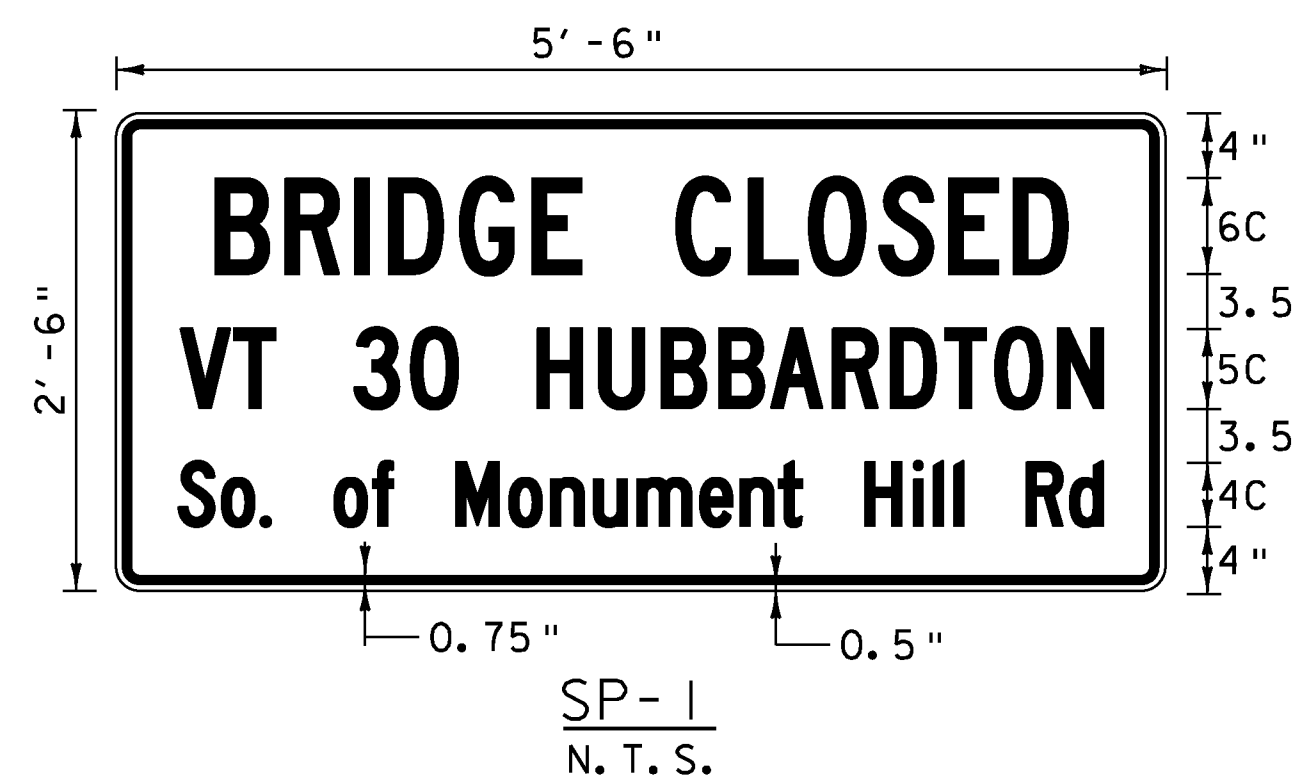
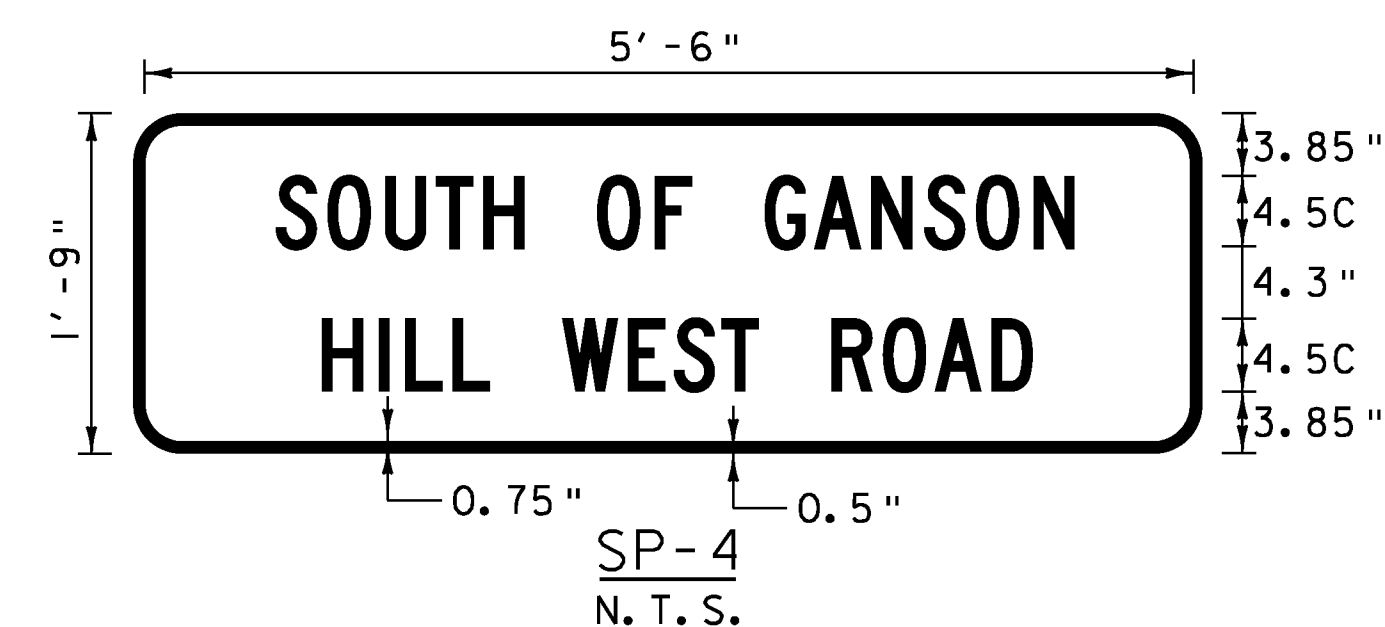
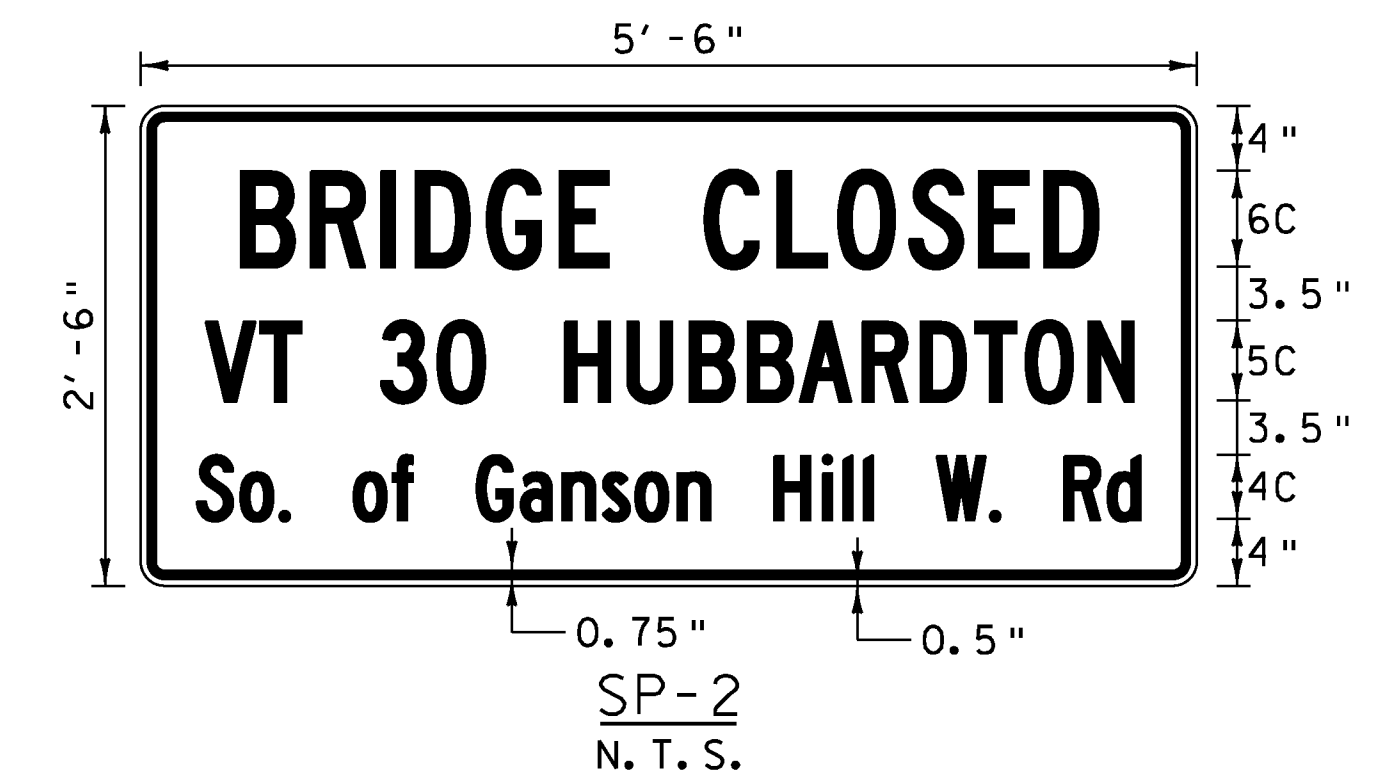


IDENTIFICATION NUMBER	SIZE OF SIGN		TEXT	NUMBER OF SIGNS REQ'D	REMARKS
	WIDTH (IN)	HEIGHT (IN)			
M1-6A	24	24		25	---
M1-6A - B	36	36		2	---
M3-1	24	12		14	---
M3-1 - B	30	15		1	---
M3-3	24	12		11	---
M3-3 - B	30	15		1	---
M4-8	24	12		23	MOUNT ABOVE THE M3-1 OR M3-3
M4-8 - B	30	15		2	MOUNT ABOVE THE M3-1 OR M3-3
M4-8A	24	18		2	MOUNT ABOVE THE M3-1 OR M3-3
M5-1L	21	15		1	MOUNT BELOW THE MI-6A
M5-1R	21	15		1	MOUNT BELOW THE MI-6A
M6-1L	21	15		4	MOUNT BELOW THE MI-6A
M6-1R	21	15		5	MOUNT BELOW THE MI-6A
M6-3	21	15		14	MOUNT BELOW THE MI-6A
R11-2	48	30		7	MOUNT BELOW THE MI-6A
R11-3A	60	30		1	MOUNT ON TWO POSTS
R11-3A	60	30		2	MOUNT ON TWO POSTS

IDENTIFICATION NUMBER	SIZE OF SIGN		TEXT	NUMBER OF SIGNS REQ'D	REMARKS
	WIDTH (IN)	HEIGHT (IN)			
R11-3A	60	30		1	MOUNT ON TWO POSTS
R11-3A	60	30		4	MOUNT ON TWO POSTS
R11-3A	60	30		2	MOUNT ON TWO POSTS
SP-1	66	30		3	MOUNT ON TWO POSTS
SP-2	66	30		3	MOUNT ON TWO POSTS
SP-3	66	21		5	MOUNT ON TWO POSTS
SP-4	66	21		5	MOUNT ON TWO POSTS
VC-821	48	48		4	---
VC-821	48	48		4	---

NOTES:

- COLORS FOR THE M1-6A, M3-1, AND M3-3 SIGNS SHALL MATCH THE COLORS SHOWN ON VTRANS STD. E-136C.
- COLORS FOR THE M5-1L, M5-1R, M6-1L, M6-1R, AND THE M6-3 SIGNS SHALL BE A BLACK ARROW AND BORDER ON RETROREFLECTIVE ORANGE BACKGROUND.
- COLORS FOR THE SP-1, SP-2, SP-3 AND SP-4 SIGNS SHALL BE BLACK TEXT AND BORDER ON RETROREFLECTIVE WHITE BACKGROUND.
- TWO ORANGE FLAGS (ONE EACH SIDE) SHALL BE PLACED AT THE TOP OF THE R11-3A, SP-1 AND SP-2 SIGNS.
- THE M1-6A, M1-6A-B, M3-1 M3-3, M3-1-B, AND M3-3-B SIGNS SHALL BECOME THE PROPERTY OF THE STATE OF VERMONT AFTER THEY ARE REMOVED FROM THE DETOUR. THE CONTRACTOR SHALL DELIVER THE SIGNS TO THE STATE AT THE STATE GARAGE LOCATED AT 3090 VT 30, SUDBURY, VT. CONTACT THE STATE FOREMAN, NICK LUSSIER AT (802) 633-7211. ALL COSTS ASSOCIATED WITH PROVIDING THE SIGNS TO THE STATE SHALL BE INCIDENTAL TO ITEM 641.10 "TRAFFIC CONTROL".



PROJECT NAME:	HUBBARDTON
PROJECT NUMBER:	ER STP 016(26) & ER STP 016(27)
FILE NAME:	z11c288-290detour_signs.dgn
PROJECT LEADER:	M.A. COLGAN
DESIGNED BY:	S.G. FARNSWORTH
TRAFFIC CONTROL SHEET (3 OF 3)	
PLOT DATE:	7/16/2012
DRAWN BY:	E.A. FIALA
CHECKED BY:	S.G. FARNSWORTH
SHEET	7 OF 70