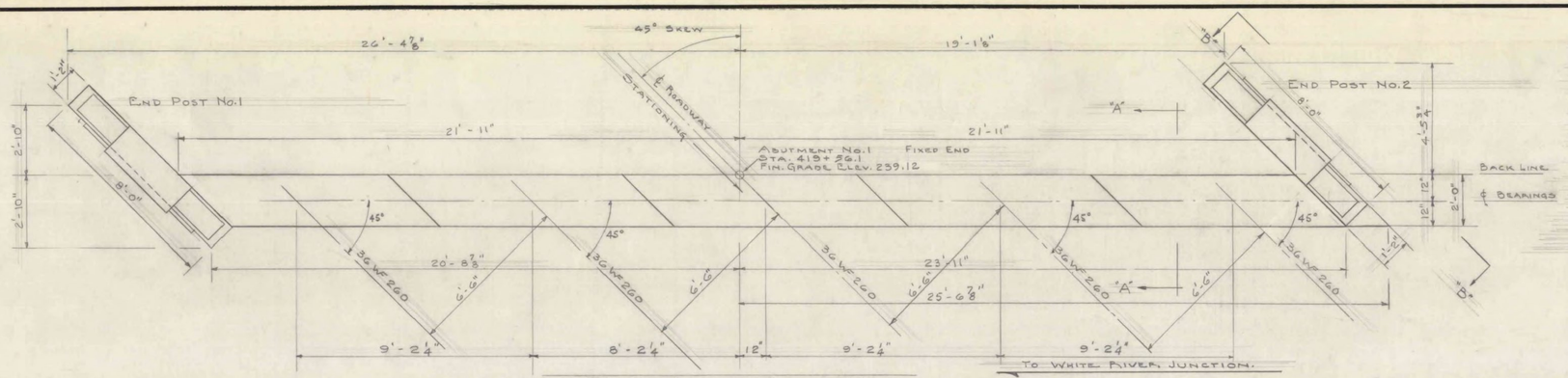

- P L A N -

SCALE 3/8" = 1'-0"

GENERAL NOTES:

1. CHAMFER ALL EXPOSED EDGES OF CONCRETE 1".
2. LAP REINFORCING AND SPLICES 40 DIAMETERS. MINIMUM LENGTH OF SPLICE - 2'-0" FOR #4 BARS & UNDER.
3. SLOPE BRIDGE SEATS 1/4" PER FOOT AS INDICATED. BRIDGE SEAT ELEVATIONS ARE AT ℄ BEARINGS. COAT BRIDGE SEAT A MINIMUM OF 1/2" WITH MASTIC AFTER SUPERSTRUCTURE IS IN PLACE. THIS WORK TO BE INCLUDED IN UNIT COST OF CONCRETE.
4. FOR DETAILS OF BEARINGS SEE STD. DWG. 58-20 DETAIL 'L'
5. FOR LOCATION OF MARKER SEE STD. DWG. 58-20 DETAIL 'J'
6. FOR DETAIL OF PILE SHOE SEE STD. DWG. 58-20 DETAIL 'N'
7. DRIVE TREATED TIMBER PILES TO 20 TON BEARING CAPACITY.
8. CONCRETE SHALL BE CLASS B MODIFIED
9. ONE-HALF BAG ADDITIONAL CEMENT, OVER AND ABOVE THE AMOUNT SHOWN IN STATE OF VERMONT, DEPT. OF HIGHWAYS, STD. SPECS. FOR ROADS & BRIDGE CONSTRUCTION, DATED NOV. 1948, SHALL BE ADDED TO EACH CUBIC YARD OF CLASS B, C & D CONCRETE.
10. SEE SPECIAL PROVISIONS FOR CURING CONCRETE.

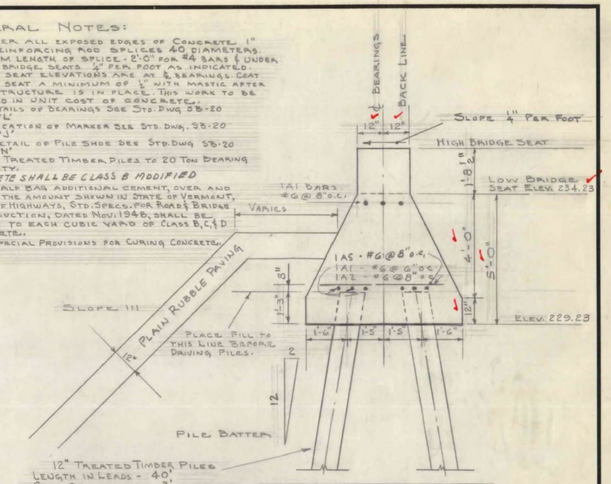

- SECTION "A"-"A" -

SCALE 3/8" = 1'-0"

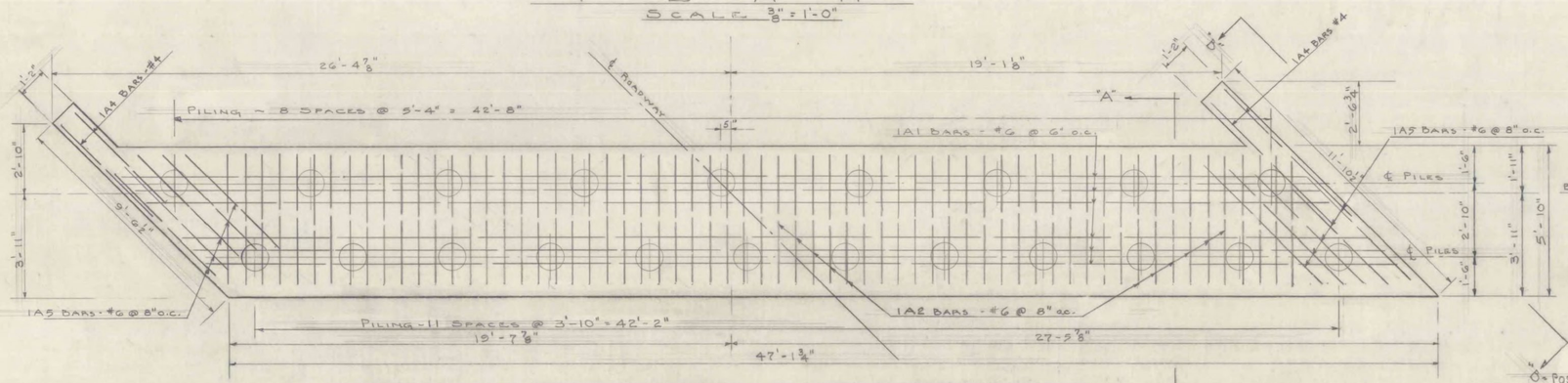

- F O U N D A T I O N P L A N -

SCALE 3/8" = 1'-0"

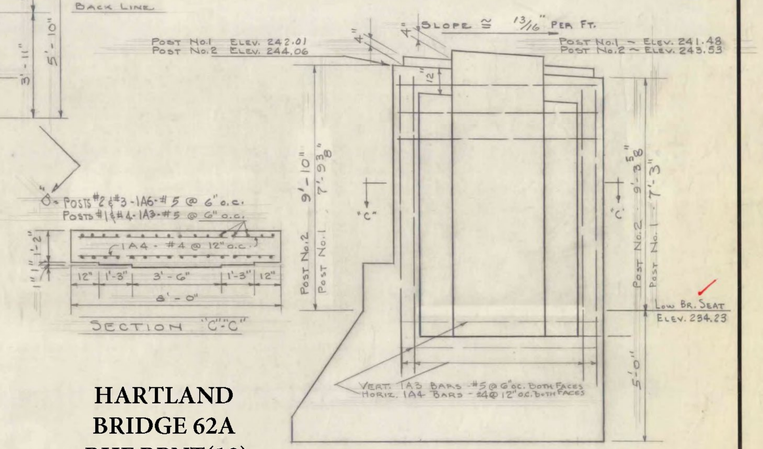

- E L E V A T I O N "B"-"B" -

SCALE 3/8" = 1'-0"

SECTION "C"-"C"

HARTLAND
BRIDGE 62A
BHF BPNT(12)
SHEET 50 OF 55
FOR REFERENCE
ONLY

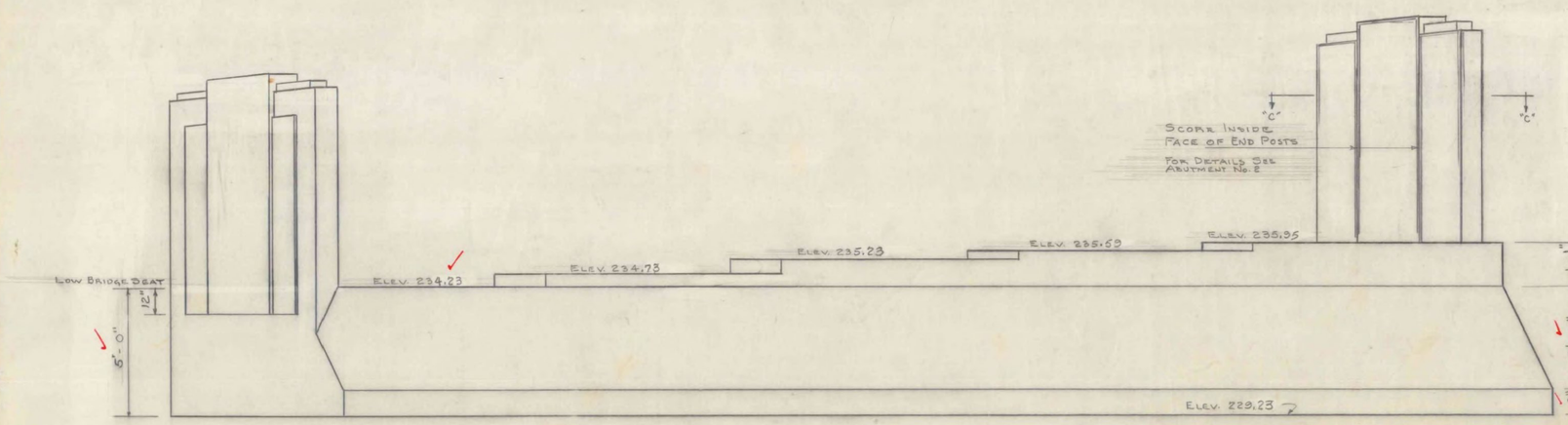

- E L E V A T I O N -

SCALE 3/8" = 1'-0"

FINAL	ESTIMATE OF QUANTITIES		
	ITEM	DESCRIPTION	QUANTITY
80'	101-B	SOLID ROCK EXCAV.	87 C.Y.
740	102	BORROW	766 C.Y.
188	106-C	UNCL. CHANNEL EXCAVATION	34 C.Y.
19	107	STRUCTURE EXCAVATION, MODIFIED	20 C.Y.
49	401-B	CONCRETE, CLASS B, MODIFIED	50 C.Y.
	402	REINFORCING STEEL	SEE SCHED.
261	413-A	PLAIN RUBBLE PAVING	145 C.Y.
1	501	FURNISH EQUIP. FOR DRIVING PILES	1 L.S.
682	502-B	TREATED TIMBER PILING	777 L.F.
175	502-B1	CUT OFFS, TREATED TIMBER PILING	63 L.F.
21	502-C	METAL SHOES FOR TIMBER PILING	21

STATE OF VERMONT
DEPARTMENT OF HIGHWAYS

TOWN OF HARTLAND
ROUTE No. US-5 LOG STA. 204+82
ABUTMENT NO. 1

SCALE 3/8" = 1'-0"
SURVEYED BY FUNK
DRAWN BY R.B.M. CHECKED BY J.L.H.
PROJECT No. FG-77(11)
SHEET 16 OF 54

PHOENIX N1556 B. L. M. INC.