SPLICE BAR - EXPANSION

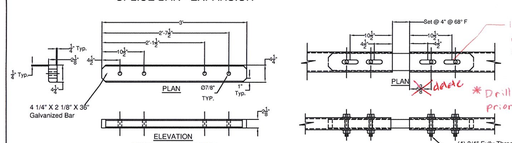

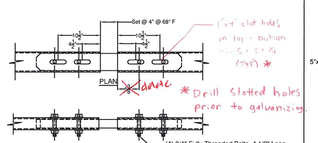

1"x4" slot holes in top + bottom HSS 6 x 6 x 3/16 (typ) *

* Drill slotted holes prior to galvanizing.

(4) 3/4" Fully Threaded Bolts. 4 1/2" Long (ASTM A325, TYPE 1) 2 Washers and a Heavy Hex Nut on each Bolt. Nut to be Finger Tight and the First Thread below the nut to be damaged A.O.B.E.. 4 Bolts at Each Splice.

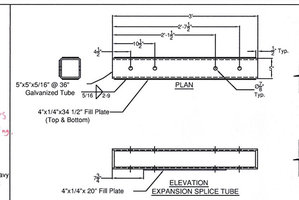

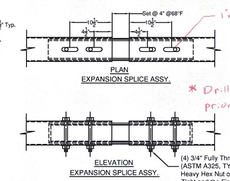

1"x4" slot holes in top + bottom HSS 6 x 6 x 3/16 (typ) *

* Drill slotted holes prior to galvanizing.

(4) 3/4" Fully Threaded Bolts.7 1/2" Long (ASTM A325, TYPE 1) 2 Washers and a Heavy Hex Nut on each Bolt. Nut to be Finger Tight and the First Thread below the nut to be damaged A.O.B.E.. 4 Bolts at Each Splice.

SPLICE TUBE - EXPANSION

SPLICE BAR - FIXED

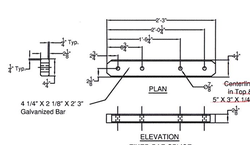

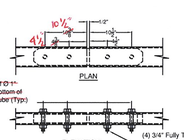

(4) 3/4" Fully Threaded Bolts. 4 1/2" Long (ASTM A325, TYPE 1) 2 Washers and a Heavy Hex Nut on each Bolt. Nut to be Finger Tight and the First Thread below the nut to be damaged A.O.B.E.. 4 Bolts at Each Splice.

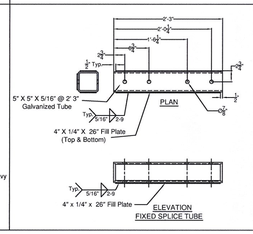

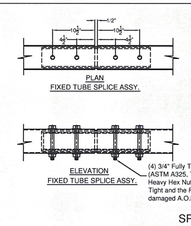

(4) 3/4" Fully Threaded Bolts. 7 1/2" Long (ASTM A325, TYPE 1) 2 Washers and a Heavy Hex Nut on each Bolt. Nut to be Finger Tight and the First Thread below the nut to be damaged A.O.B.E.. 4 Bolts at Each Splice.

SPLICE TUBE - FIXED

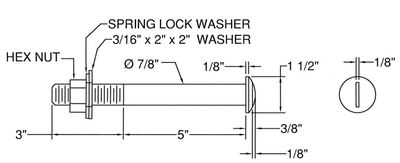

ROUND HEAD BOLT

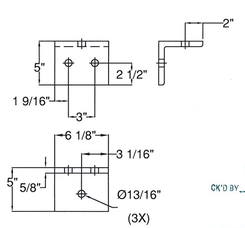

5" x 5" x 5/8"
RAILING ANGLE

ITEM #: 900.640 GEN CONTR: F.R. Lafayette

SHEET 3 OF 3

RECEIVED
OCT 13 2011

APPROVED BY:
OK'D BY 7.7 OK'D BY EPO
RESUBMIT APPROVED As Noted
BY RSY DATE 10/13/2011

BRIDGE RAIL DETAILS SHEET

ROUTE 12A, BR 15 & BR 22
TOWN OF ROXBURY, WASHINGTON COUNTY, VT

R E V	NO.	DATE	DESCRIPTION	BY	R E V	NO.	DATE	DESCRIPTION	BY

ELDERLEE, INC.
OAK'S CORNERS, NEW YORK 14518
E-Mail: dlong@elderlee.com
Tel: 315-789-6670 Fax: 315-789-6615

DRAWN	E.P.	10/11/11
CHECKED	D.L.	10/11/11
APPROVED		
SCALE	SCHEMATIC	
DRAWING NO.	FR Lafayette EM11-220	