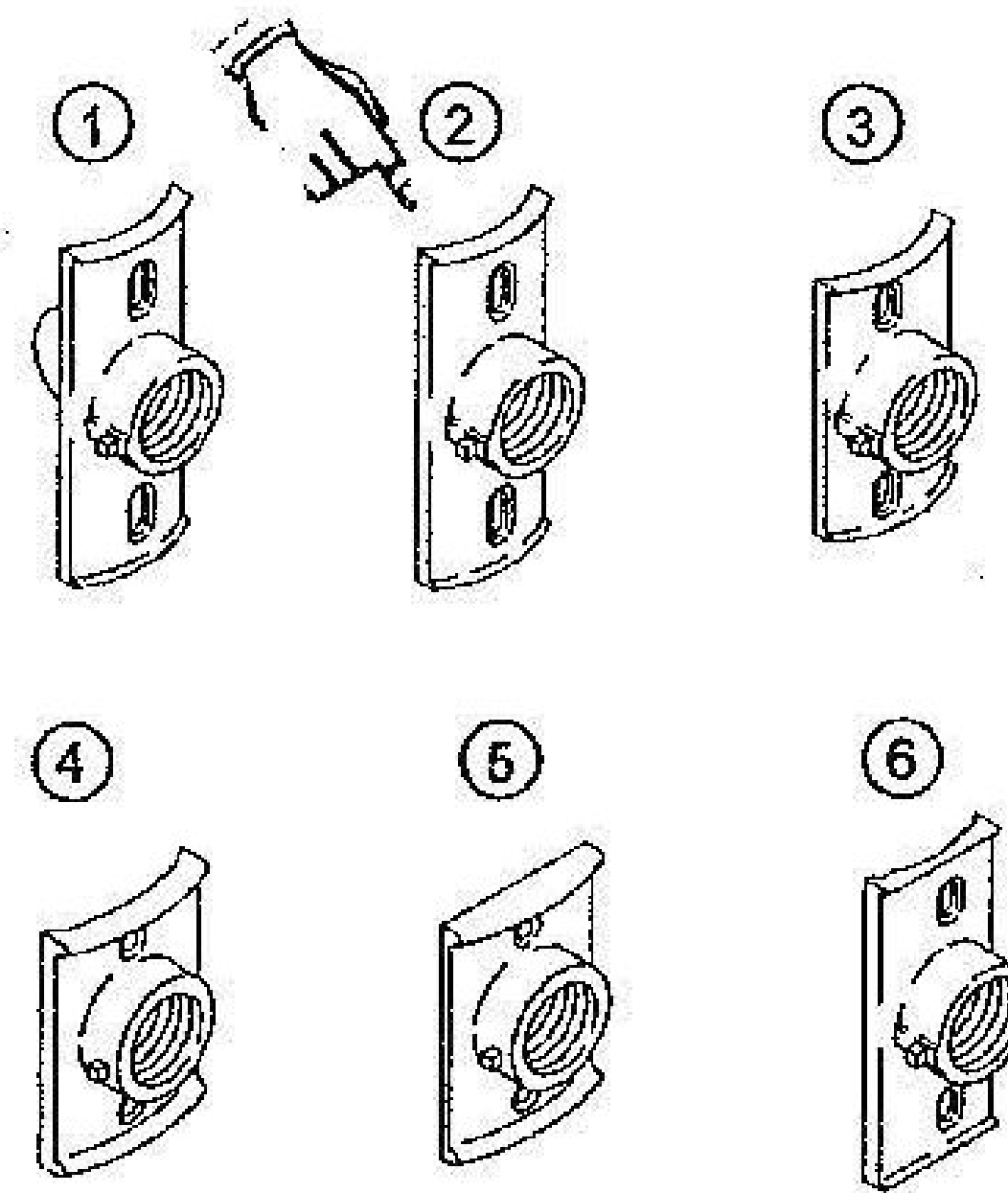




COMPONENTS

Hubs and Mounting Brackets



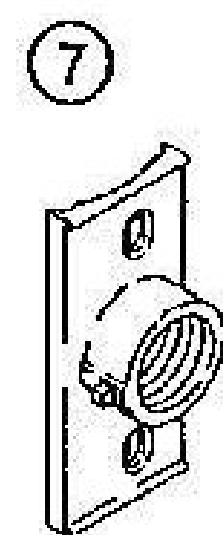
ITEM 1-6 OPTIONS	
DOUBLE SET SCREWS	
1 1/2" NPT THREADS	
PAINT	

→ Black Paint

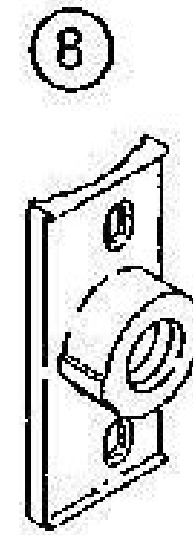
ITEM	DESCRIPTION	PART NO.
HUB PLATE:		
①	w/ Cable Guide, 1 1/2" NPS, Alum	SE-0444
②	w/o Cable Guide, 1 1/2" NPS, Alum	SE-0445
③	w/o Cable Guide, 1 1/2" NPS, Iron	SE-4124
④	4" Pipe, 1 1/2" NPS, Alum	SE-0454
⑤	NPS Large Pole, 1 1/2" NPS, Alum	SE-0357
⑥	Flat Back, 1 1/2" NPS, Alum	SE-0415
⑦	Universal, 1 1/2" NPS, 1 1/2" Rear Opening, Alum	SE-4108
⑧	Universal, 1 1/2" NPS, Alum	SE-4071
⑨	Universal, Alum	SE-4130
⑩	Extended, 1 1/2" NPS, Alum	SE-0381
⑪	Extended Flat Back, 1 1/2" NPS, Alum	SE-0465
⑫	Narrow, 1 1/2" NPS, Alum	SE-4050
⑬	Single, 1 1/2" NPS, Alum	SE-0111
⑭	Double, 1" NPT, Alum	SE-0112
⑭	Wood Pole, Horizontal, 1 1/2" NPS, Alum	SE-4079

Notes:

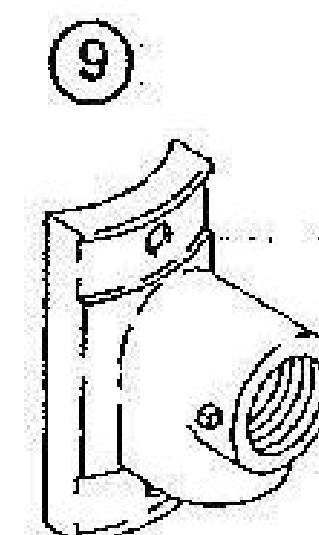
- All assemblies are supplied standard with stainless steel fasteners and natural aluminum alodine coating.
- Please specify options when ordering.



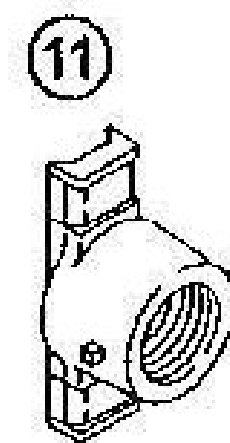
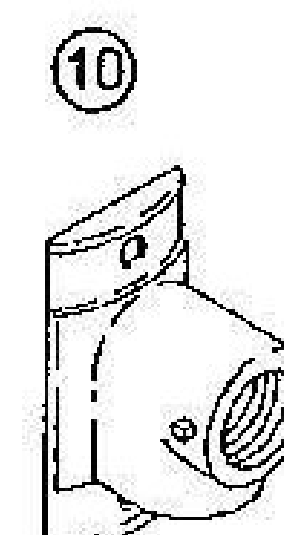
OPTIONS	
DOUBLE SET SCREWS	
REAR HOLE:	
5/16" Dia.	
3/4"-14 NPT	
PAINT	




OPTIONS	
THREADS:	
3/4"-14 NPT	
3/8"-16 NC	
PAINT	



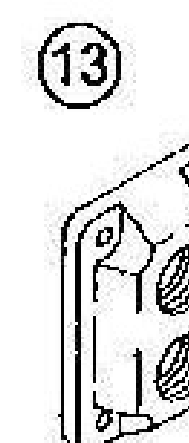
ITEM 9-10 OPTIONS	
1 1/2" NPT DOWN HOLE	
3/4" MOUNTING HOLES	
PAINT	



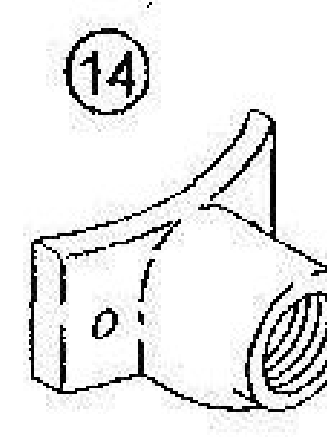
OPTIONS	
DOUBLE SET SCREWS	
1 1/2" NPT THREADS	
REAR HOLE:	
3/4" NPT or 15/16"	
PAINT	



OPTIONS	
9/16" MOUNTING HOLES	
DOUBLE SETSCREWS	
1 1/2" NPT THREADS	
PAINT	



OPTIONS	
PAINT	



OPTIONS	
1 1/2" NPT DOWN HOLE	
PAINT	