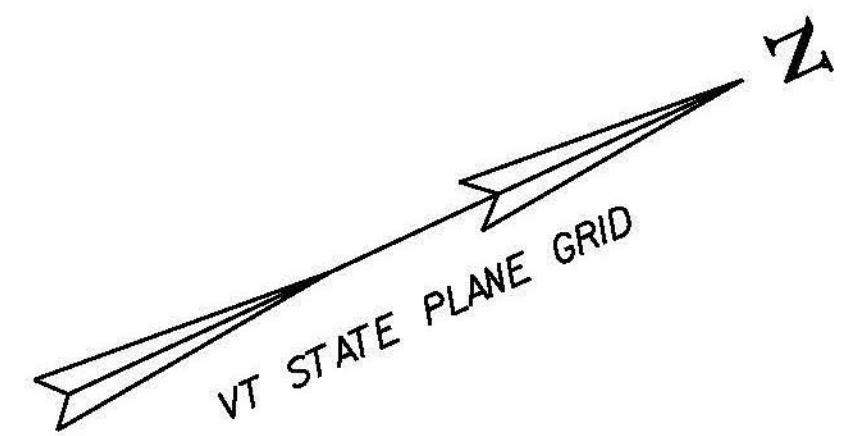


653.40 - INLET PROTECTION DEVICE, TYPE I
 STA. 68+00.70, LT.

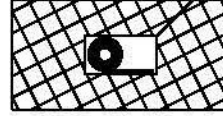

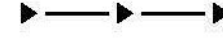







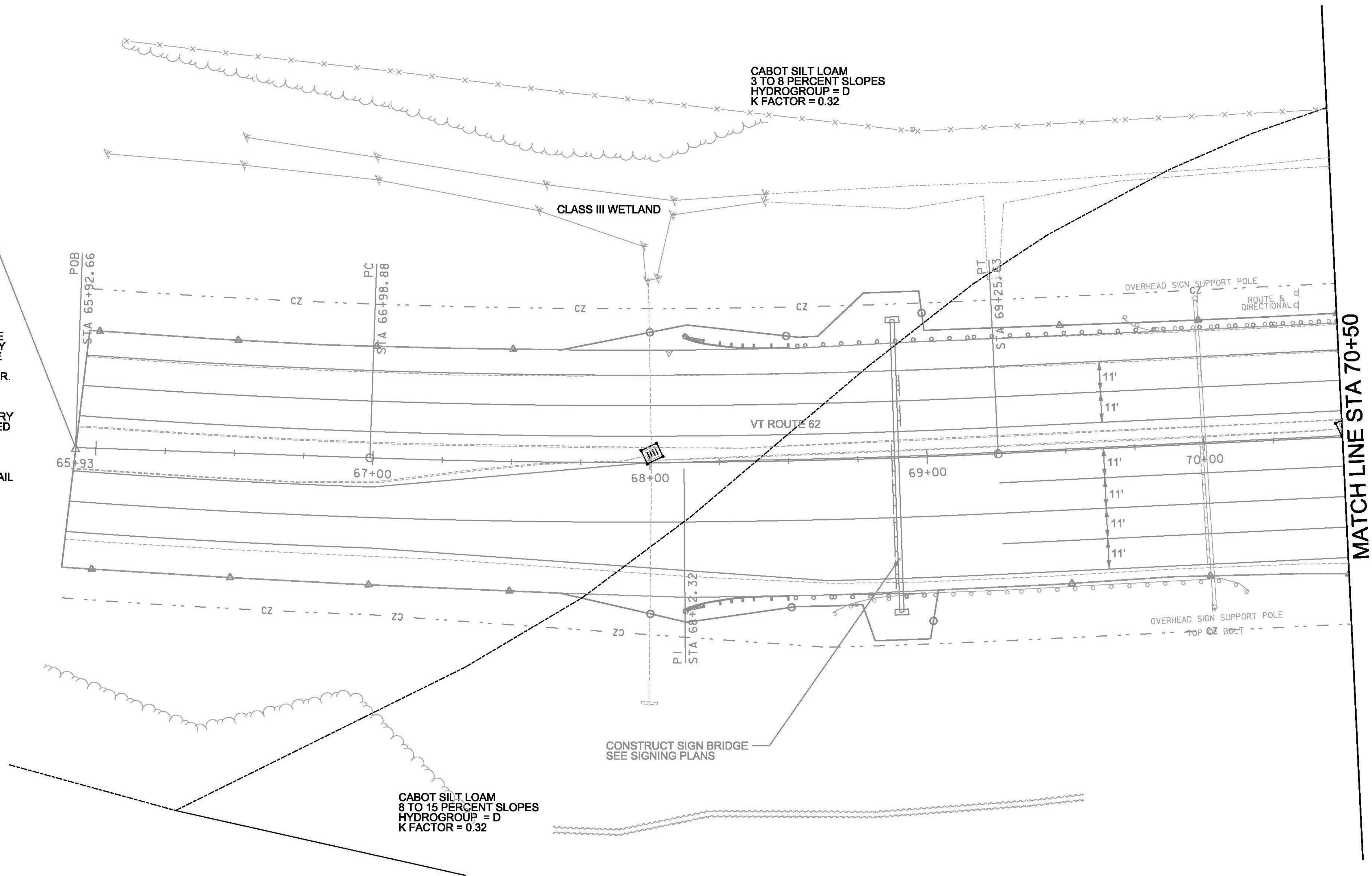
BEGIN PROJECT
BERLIN STPG SGNL (40)
STA. 65+92.66

NOTES:

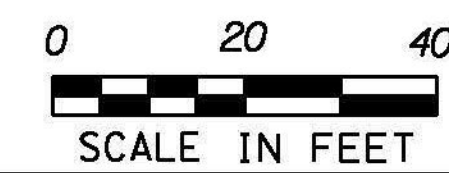
1. THESE PLANS SHOW A CONCEPTUAL EROSION PLAN, THE CONTRACTOR MUST SUBMIT A TEMPORARY EROSION CONTROL PLAN FOR APPROVAL.
2. TEMPORARY EROSION CONTROL MEASURES ARE CONCEPTUALLY SHOWN. THE CONTRACTOR MAY RELOCATE TEMPORARY MEASURES TO IMPROVE EROSION CONTROL WITH APPROVAL OF THE RESIDENT ENGINEER AND ON SITE COORDINATOR. SILT FENCE SHALL NOT BE INSTALLED ACROSS CONTOURS.
3. THE CONTRACTOR SHALL USE OTHER TEMPORARY EROSION CONTROL MEASURES AS NECESSITATED BY THE SEQUENCE OF CONSTRUCTION OR AS DIRECTED BY THE RESIDENT ENGINEER AND ON SITE COORDINATOR.
4. REFER TO TEMPORARY EROSION CONTROL DETAIL SHEETS FOR ADDITIONAL DETAILS.

EPSC LEGEND

-  TEMPORARY EROSION MATTING
-  PROJECT DEMARCATION
-  PREFABRICATED CHECK DAMS
-  SILT FENCE
-  INLET PROTECTION, TYPE I
-  SOIL TYPE BOUNDARY
-  LIMITS OF CONSTRUCTION (SOIL DISTURBANCE)
-  PIPE INLET PROTECTION



MATCH LINE STA 70+50



PROJECT NAME:	BERLIN	PLOT DATE:	10/28/2014
PROJECT NUMBER:	STPG SGNL(40)	DRAWN BY:	T. SISSON
FILE NAME:	+lib358bdr.dgn	CHECKED BY:	M. LACROIX
PROJECT LEADER:	P. COBURN	SHEET	85 OF 123
DESIGNED BY:	T. SISSON	EPSC CONSTRUCTION SHEET I	