

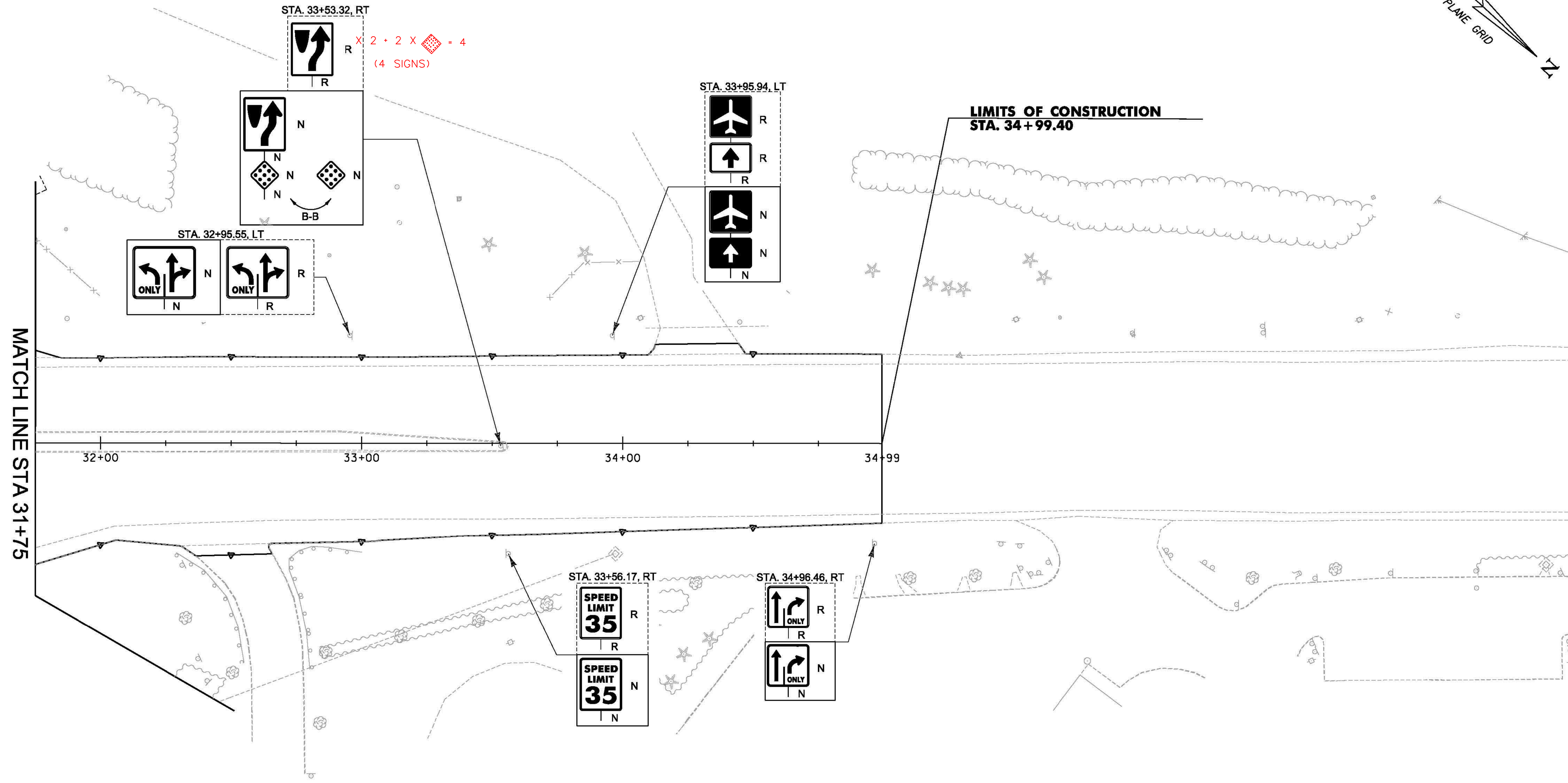
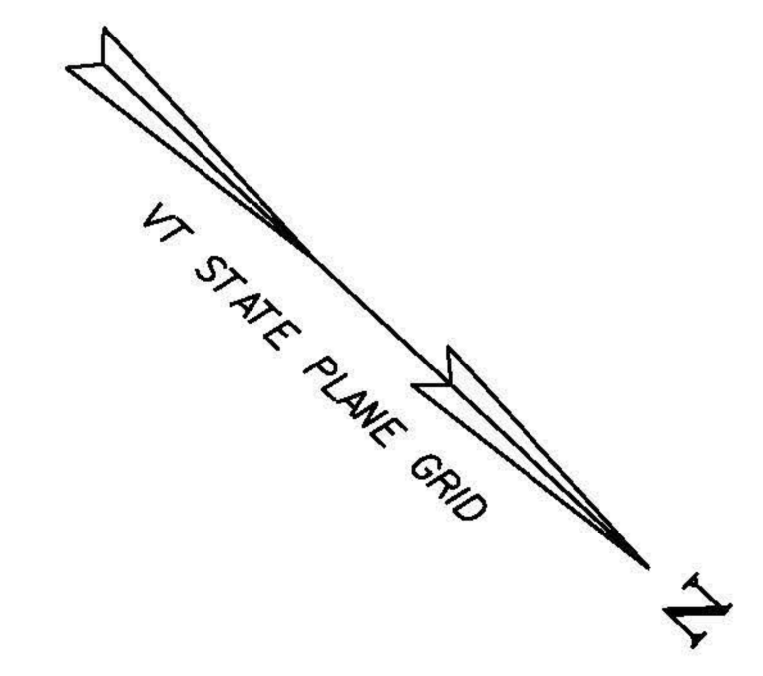



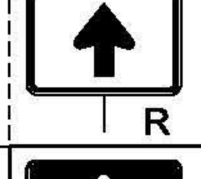



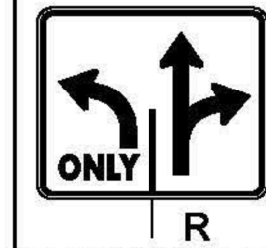




675.20 - TRAFFIC SIGNS, TYPE A  
 SEE TRAFFIC SUMMARY SHEETS  
 675.50 - REMOVING SIGNS (TYPE A)  
 AS SHOWN -    
 675.341 - SQUARE TUBE SIGN POST AND ANCHOR  
 SEE TRAFFIC SUMMARY SHEETS

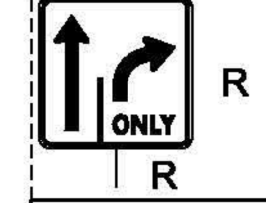
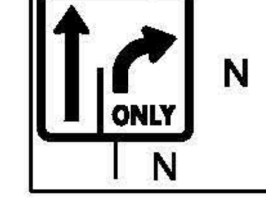


STA. 33+53.32, RT  
 R  
 X 2 + 2 X  = 4  
 (4 SIGNS)

STA. 33+95.94, LT  
 R  
 R  
 N  
 N

STA. 32+95.55, LT  
 N  
 R

STA. 33+56.17, RT  
 R  
 N

STA. 34+96.46, RT  
 R  
 N

**LIMITS OF CONSTRUCTION**  
 STA. 34+99.40

MATCH LINE STA 31+75

**LEGEND**  
 = REMOVE  
 = NEW  
 = MOUNTED BACK TO BACK  
 B-B

0 20 40  
 SCALE IN FEET

PROJECT NAME: BERLIN  
 PROJECT NUMBER: STPG SGNL(40)  
 FILE NAME: +lib358bdr.dgn  
 PROJECT LEADER: P. COBURN  
 DESIGNED BY: T. SISSON  
 TRAFFIC SIGNING SHEET 4  
 PLOT DATE: 10/20/2014  
 DRAWN BY: T. SISSON  
 CHECKED BY: M. LACROIX  
 SHEET 57 OF 123