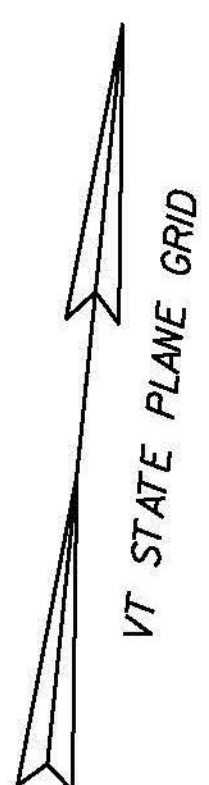


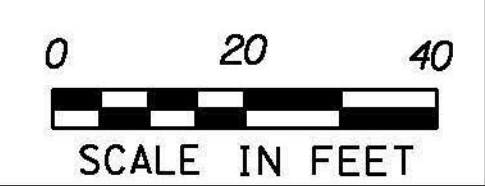
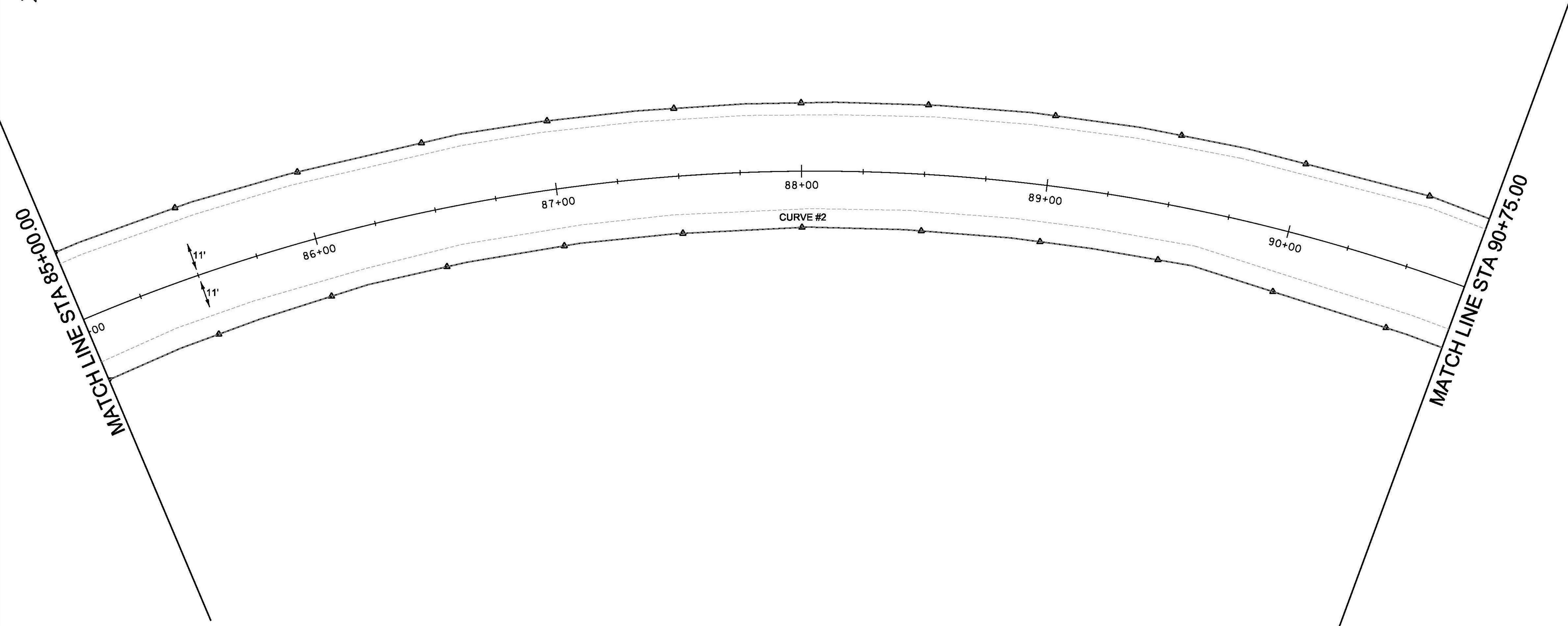
N



PI  
STA 88+20.58

### VT ROUTE 62

Element: Curve #2			
PC:	79+79.79	626974.7874	1624995.3744
PI:	88+20.58	627753.0646	1625313.5193
CC:	626685.7223	1625702.5135	
PT:	92+52.90	627294.9416	1625241.5838
Radius:	763.94		
Delta:	95°29'01.37"	Right	
Degree of Curvature(Arc):	7°30'00.13"		
Length:	1273.11		
Tangent:	840.79		
Chord:	1130.82		
Middle Ordinate:	250.21		
External:	372.08		
Tangent Direction:	N 22°14'01.72" E		
Radial Direction:	S 67°45'58.28" E		
Chord Direction:	N 69°58'32.41" E		
Radial Direction:	S 27°43'03.09" W		
Tangent Direction:	S 62°16'56.91" E		



PROJECT NAME:	BERLIN	PLOT DATE:	10/20/2014
PROJECT NUMBER:	STPG SGNL(40)	DRAWN BY:	T. SISSON
FILE NAME:	+lib358bdr.dgn	CHECKED BY:	M. LACROIX
PROJECT LEADER:	P. COBURN	SHEET	10 OF 123
DESIGNED BY:	T. SISSON	ALIGNMENT SHEET	7