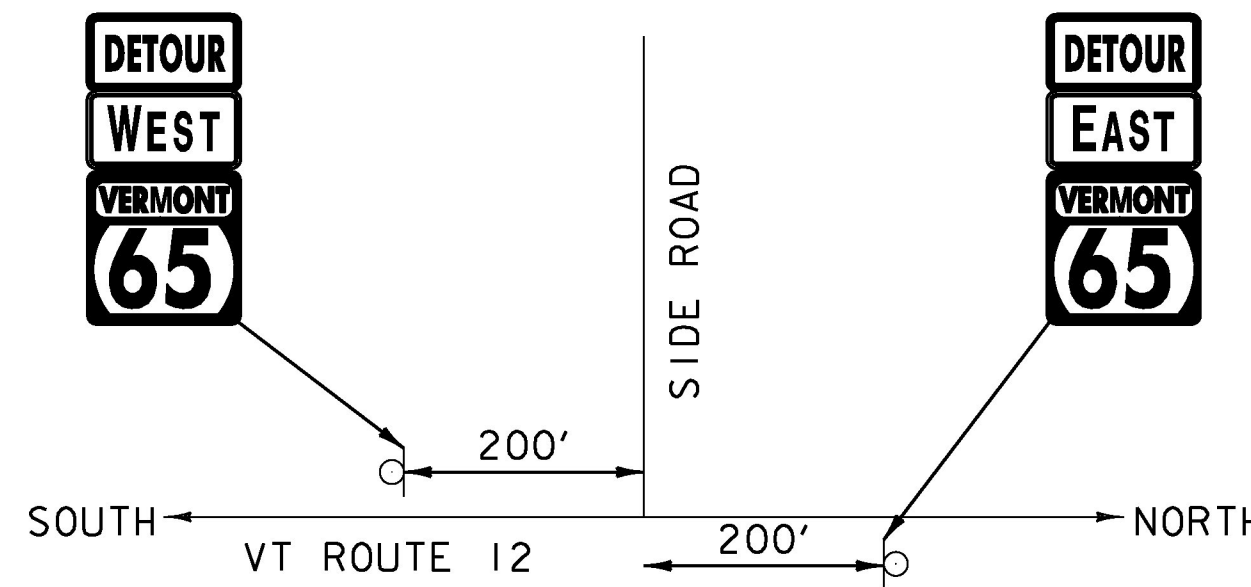
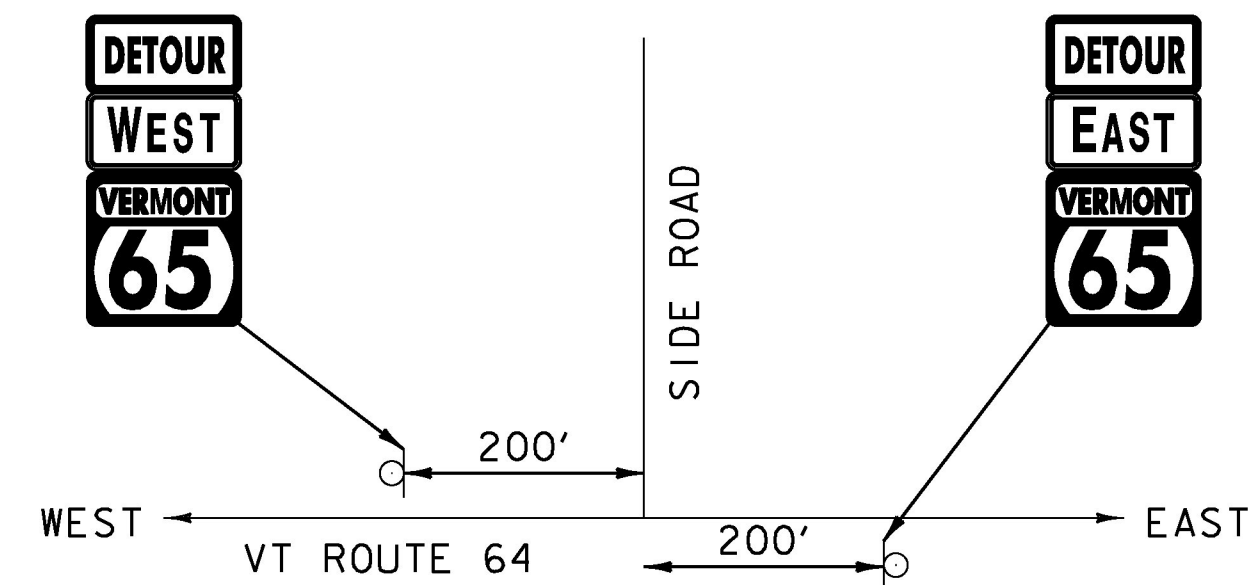


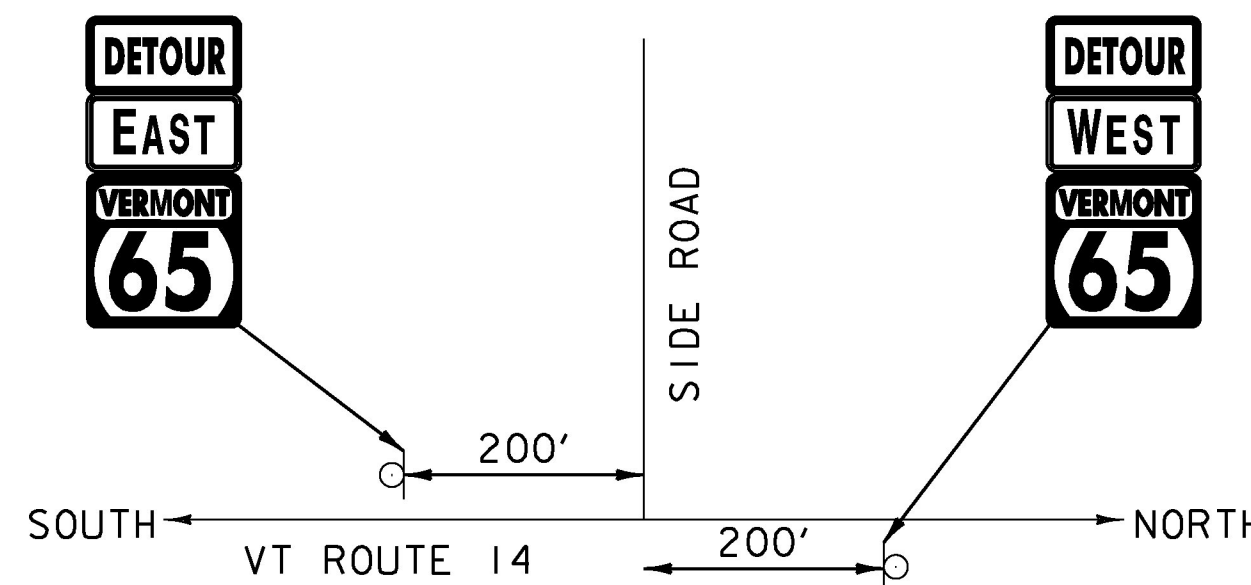
CONFIRMATION ASSEMBLY TYPE 1



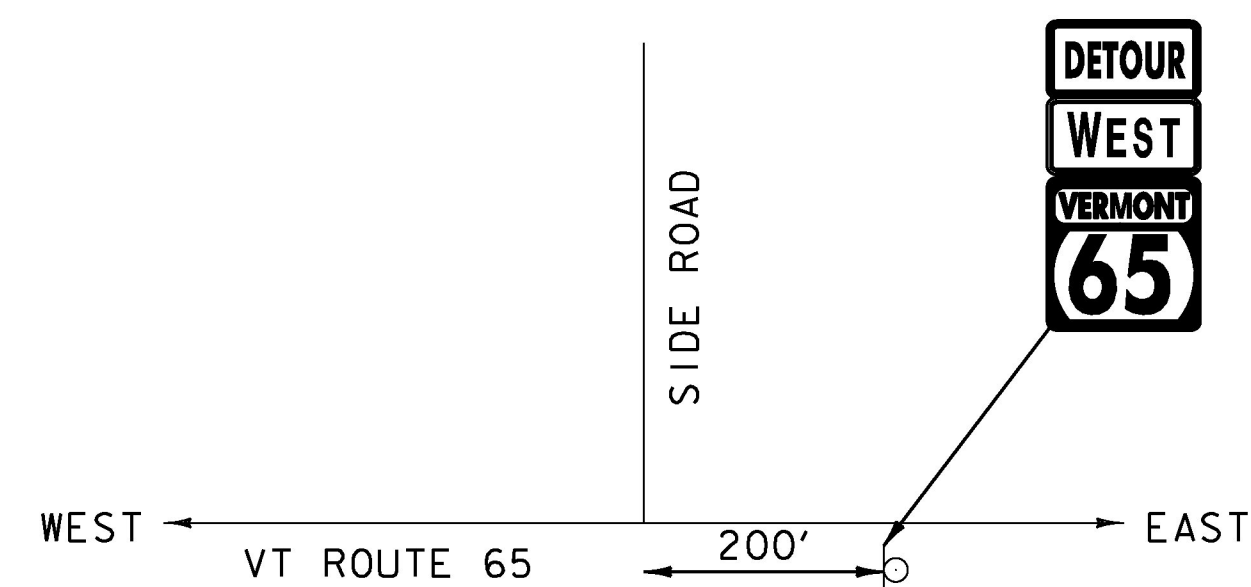
CONFIRMATION ASSEMBLY TYPE 2



CONFIRMATION ASSEMBLY TYPE 3



CONFIRMATION ASSEMBLY TYPE 4



CONFIRMATION ASSEMBLY TYPE 5

**MESSAGES FOR PORTABLE CHANGEABLE MESSAGE SIGNS (PCMS) – REGIONAL DETOUR**

STARTING 2 WEEKS PRIOR TO CLOSURE

MESSAGE 1	MESSAGE 2
<b>VT 65</b>	<b>MMMM DD</b>
<b>ROAD</b>	<b>TO</b>
<b>CLOSED</b>	<b>MMMM DD</b>

DURING CLOSURE

MESSAGE 1
<b>VT 65</b>
<b>CLOSED</b>
<b>AT WEST ST</b>

ID NUMBER	SIGN TEXT	SIZE OF SIGN		# REQ'D.	AREA OF EACH SIGN (SF)	COLOR	REMARKS
		WIDTH	HEIGHT				
W20-2		48"	48"	4	16.00	B/FO	INSTALL ON 2 POSTS
W20-3		48"	48"	2	16.00	B/FO	INSTALL ON 2 POSTS
M6-3		21"	15"	2	2.19	B/FO	MOUNT BELOW VMI-5
M6-1L		21"	15"	4	2.19	B/FO	MOUNT BELOW VMI-5
M5-1L		21"	15"	4	2.19	B/FO	MOUNT BELOW VMI-5
M6-1R		21"	15"	4	2.19	B/FO	MOUNT BELOW VMI-5
M5-1R		21"	15"	4	2.19	B/FO	MOUNT BELOW VMI-5
M4-8		24"	12"	79	2.00	B/FO	MOUNT ABOVE M3-2 OR M3-4
M4-8A		24"	18"	2	3.00	B/FO	MOUNT ABOVE M3-2 OR M3-4
M3-2		24"	12"	40	2.00	G/W	MOUNT ABOVE VMI-5
M3-4		24"	12"	41	2.00	G/W	MOUNT ABOVE VMI-5
VMI-5		30"	24"	81	5.00	G/W	
R11-2		48"	30"	3	10.00	B/W	INSTALL ON TYPE III BARRICADES
R11-3B		60"	30"	2	12.5	B/W	INSTALL ON 2 POSTS

B/FO = BLACK ON FLUORESCENT ORANGE BACKGROUND  
 G/W = RETROREFLECTIVE GREEN ON RETROREFLECTIVE WHITE BACKGROUND  
 B/W = BLACK ON RETROREFLECTIVE WHITE BACKGROUND

NOT TO SCALE

PROJECT NAME: BROOKFIELD	PLOT DATE: 4/26/2016
PROJECT NUMBER: STP 2960(I)	DRAWN BY: S.SOLLA
FILE NAME: z15v022cos.dgn	CHECKED BY: C.LATHROP
PROJECT LEADER: C.LATHROP	SHEET 199 OF 202
DESIGNED BY: S.SOLLA	DETOUR DETAIL SHEET 2