
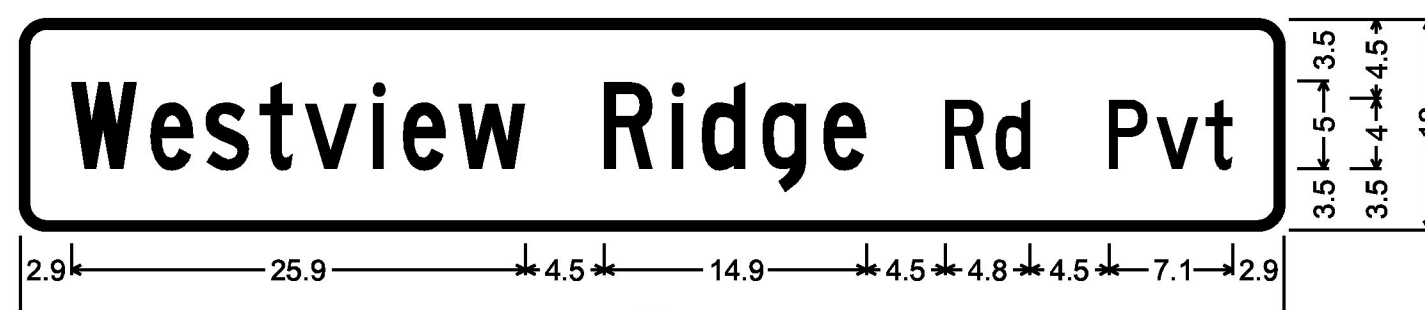


DOUBLE - SIDED STREET SIGN (NORTHFIELD);  
1.5" Radius, 0.5" Border, White on Green;  
[Glacier] C [ ] D [Valley] C [ ] D [Rd] C [ ] D [Pvt] C;



DOUBLE - SIDED STREET SIGN (NORTHFIELD);  
1.5" Radius, 0.5" Border, White on Green;  
[Glacier Valley Rd Pvt] D 80% spacing;



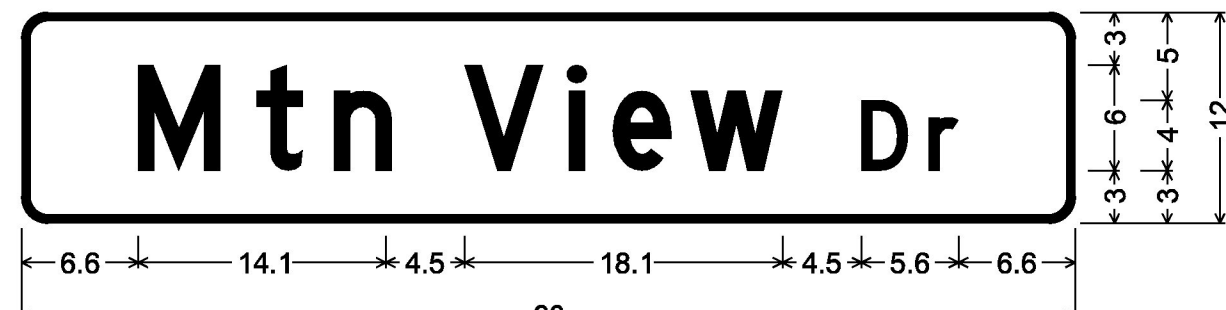
DOUBLE - SIDED STREET SIGN (NORTHFIELD);  
1.5" Radius, 0.5" Border, White on Green;  
[Westview] C [ ] D [Ridge] C [ ] D [Rd] C [ ] D [Pvt] C 80% spacing;



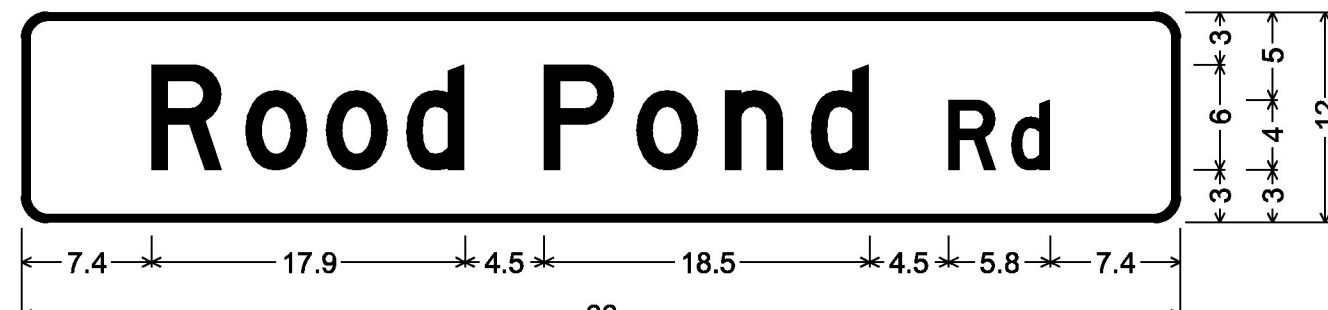
DOUBLE - SIDED STREET SIGN (NORTHFIELD);  
1.5" Radius, 0.5" Border, White on Green;  
[Loop Rd] D;



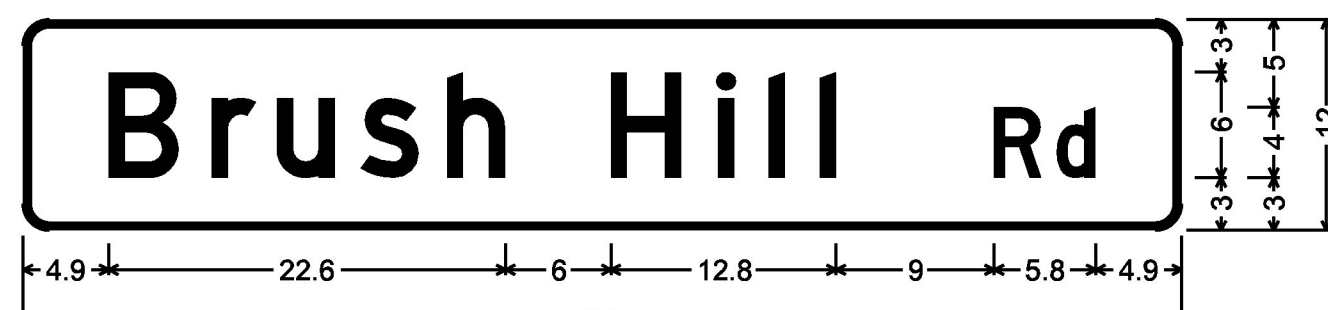
DOUBLE - SIDED STREET SIGN (NORTHFIELD);  
1.5" Radius, 0.5" Border, White on Green;  
[Robinson Rd] D;



DOUBLE - SIDED STREET SIGN (WILLIAMSTOWN);  
1.5" Radius, 0.5" Border, White on Green;  
[Mtn View Dr] D;



DOUBLE - SIDED STREET SIGN (WILLIAMSTOWN);  
1.5" Radius, 0.5" Border, White on Green;  
[Rood Pond Rd] D;



DOUBLE - SIDED STREET SIGN (WILLIAMSTOWN);  
1.5" Radius, 0.5" Border, White on Green;  
[Brush Hill Rd] D;

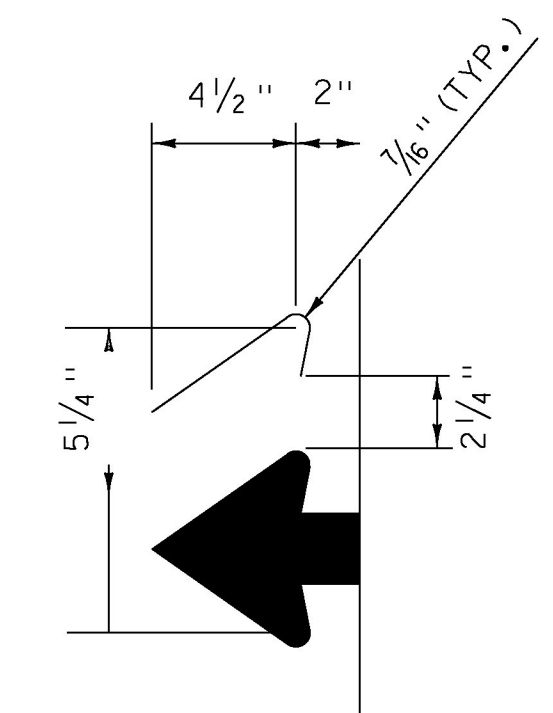
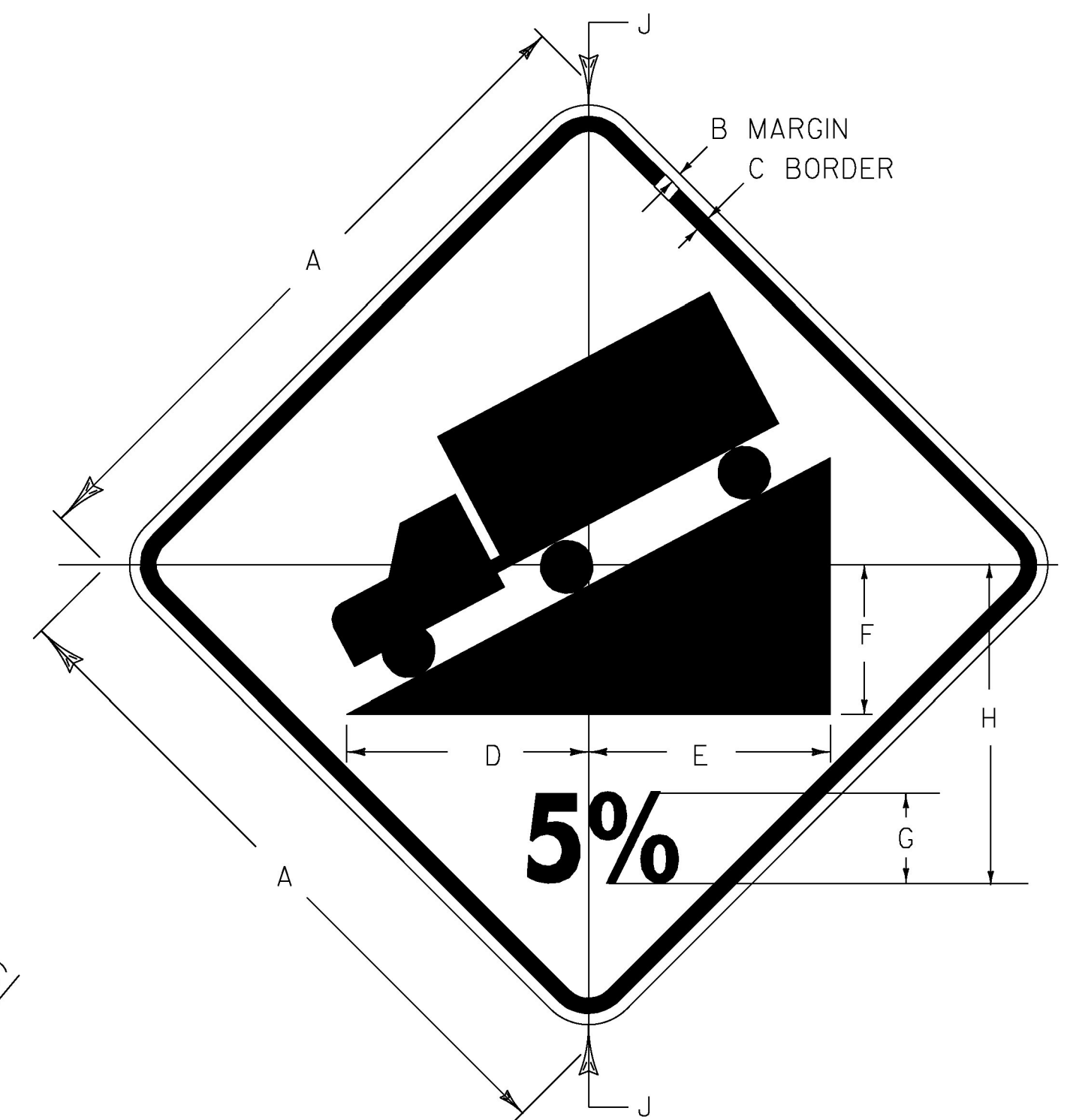


DOUBLE - SIDED STREET SIGN (WILLIAMSTOWN);  
1.5" Radius, 0.5" Border, White on Green;  
[Woodland] C [ ] D [Hts] C [ ] D [Pvt] C 80% spacing;



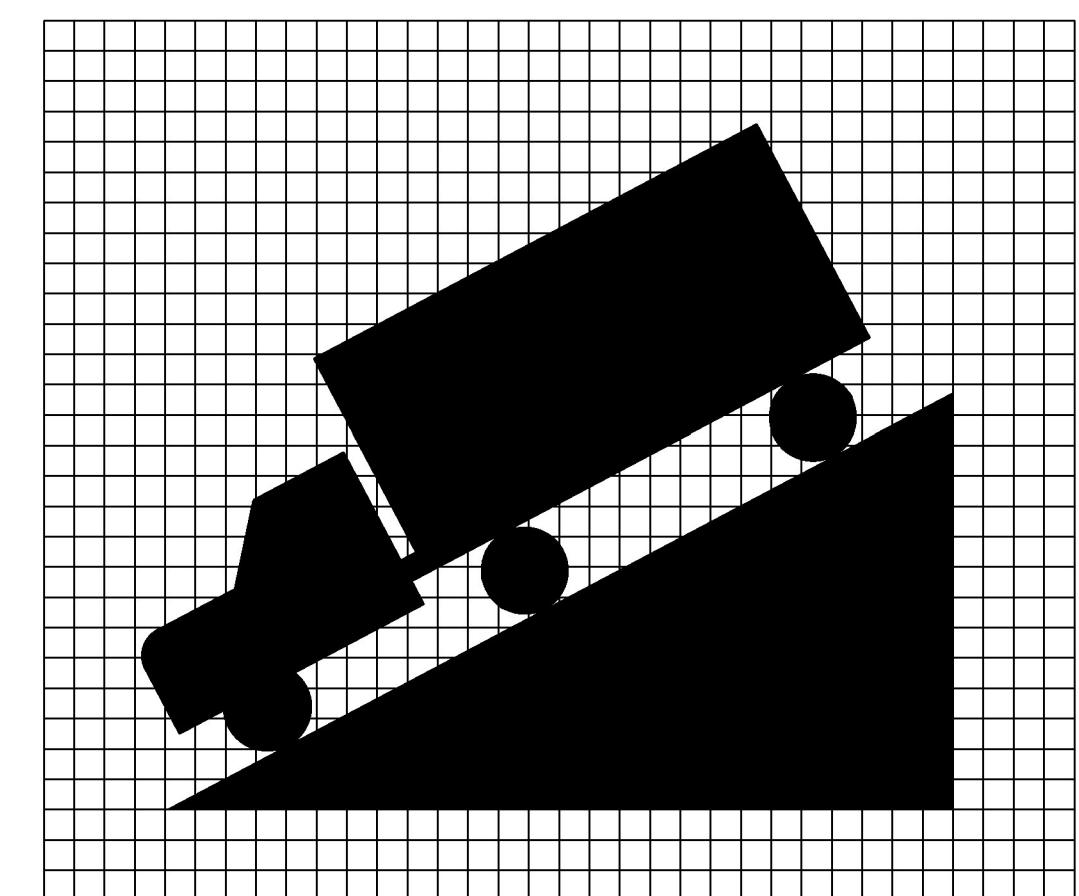
1.5" Radius, 0.4" Border, White on Blue;  
[Services] C; [2] C; Arrow Custom - 6.5" 0°;

SIGN CODE VD-502



SIGN	DIMENSIONS (INCHES)								
	A	B	C	D	E	F	G	H	J
MIN.	24	3/8	5/8	10 1/4	7 1/4	4	4D	10	1 1/2
STD.	30	1/2	3/4	12 3/4	9 1/2	5	5D	12 1/2	1 7/8
EXPWY.	36	5/8	7/8	15 3/8	11 1/8	6	6D	15	2 1/4
FWY.	48	3/4	1 1/4	20 1/2	14 1/2	8	8D	20	3

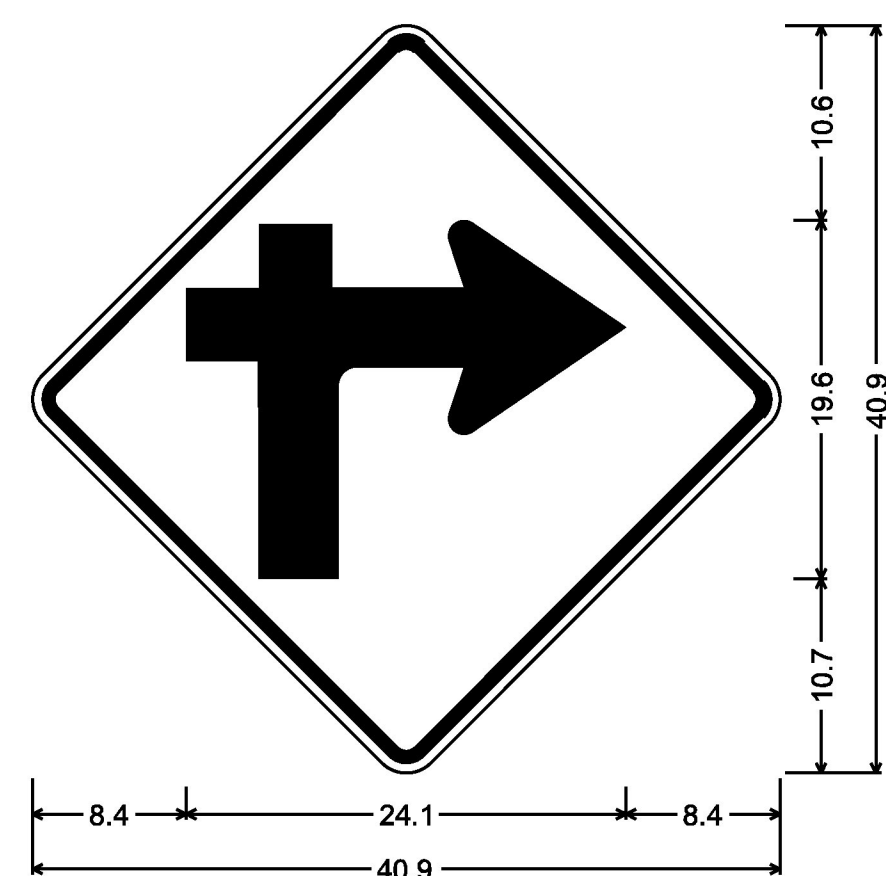
ENCAPSULATED LENS



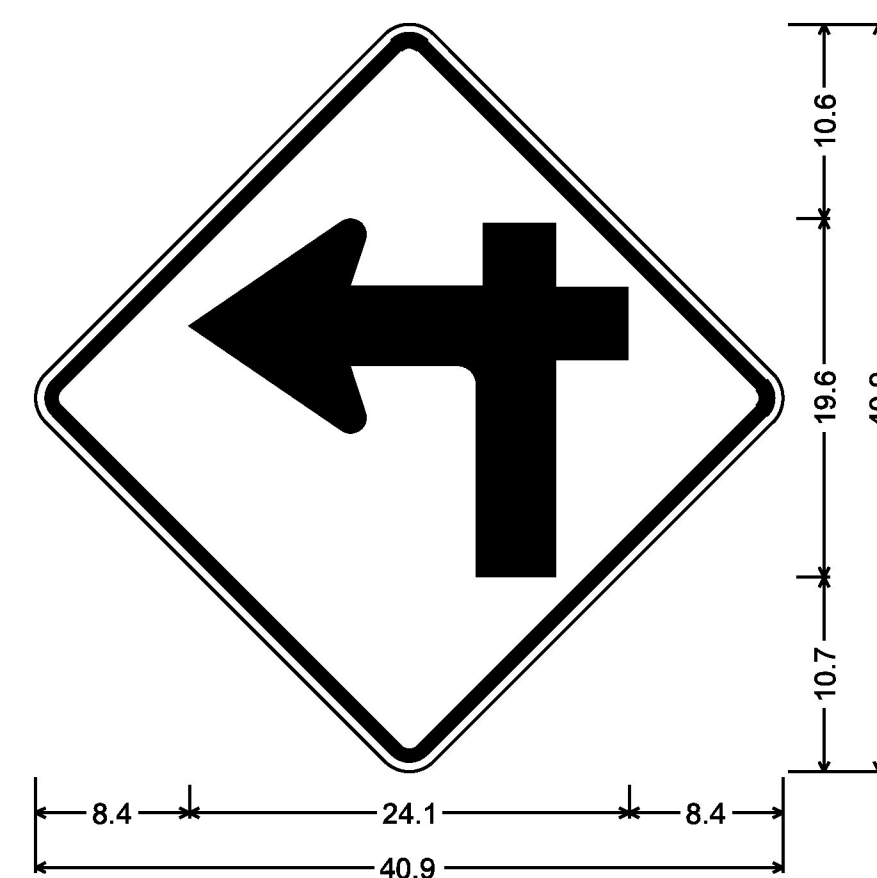
W7-1a

TRAFFIC SIGN NOTES

1. ALL SIGN LETTERING, DIGITS, ARROWS, AND DESIGN OF SYMBOLS FOR SIGNS REFERENCED IN THESE PLANS SHALL CONFORM WITH THE "STANDARD ALPHABET FOR HIGHWAY SIGNS AND PAVEMENT MARKINGS" AS ADOPTED BY THE U.S. DEPARTMENT OF TRANSPORTATION AND THE FEDERAL HIGHWAY ADMINISTRATION (FHWA) UNLESS OTHERWISE DETAILED WITHIN THESE PLANS.
2. ALL COLORS SHALL CONFORM WITH THE STANDARD COLORS ADOPTED BY THE AMERICAN ASSOCIATION OF STATE HIGHWAY AND TRANSPORTATION OFFICIALS (AASHTO) AND APPROVED BY FHWA UNLESS OTHERWISE NOTED.
3. ALL SHEETING SHALL BE TYPE III MINIMUM PER SUBSECTION 750.08.
4. ALL STREET NAME SIGNS ARE TWO-SIDED UNLESS NOTED OTHERWISE.
5. WHEN INSTALLING STREET NAME SIGNS (D3-1) USE 12" BRACKETS.
6. UNLESS OTHERWISE DETAILED ON THE PLANS, ALL SIGN BASE MATERIALS SHALL BE FLAT SHEET ALUMINUM WITH THE FOLLOWING MINIMUM THICKNESSES:



W1-1R STD;  
30.0" across sides 1.9" Radius, 0.8" Border, 0.5" Indent, Black on Yellow;



W1-1L STD;  
30.0" across sides 1.9" Radius, 0.8" Border, 0.5" Indent, Black on Yellow;

NOT TO SCALE

PROJECT NAME:	NORTHFIELD-WILLIAMSTOWN
PROJECT NUMBER:	STP 2959(I)
FILE NAME:	z15v022+sssdet.dgn
PROJECT LEADER:	C. LATHROP
DESIGNED BY:	J. GOODALL
SIGN DETAIL SHEET I	
PLOT DATE:	4/26/2016
DRAWN BY:	O. DALMER
CHECKED BY:	C. LATHROP
SHEET	136 OF 202