

MILLED RUMBLE STRIPS (CENTERLINE)
MM 0.080 - MM 0.300 CTR

STEEL BEAM GUARDRAIL, GALVANIZED
MM 0.231 - MM 0.300 RT

ANCHOR FOR STEEL BEAM RAIL
MM 0.231 RT

REMOVAL AND DISPOSAL OF GUARDRAIL
MM 0.231 - MM 0.300 RT

DURABLE 4 INCH WHITE LINE (SEE OPTION ITEMS) &
TEMPORARY 4 INCH WHITE LINE, PAINT

MM 0.080 - MM 0.300 (SOLID LT & RT)
MM 0.080 - MM 0.300 (DASHED LANE LINE/RT)

DURABLE 4 INCH YELLOW LINE (SEE OPTION ITEMS) &
TEMPORARY 4 INCH YELLOW LINE, PAINT

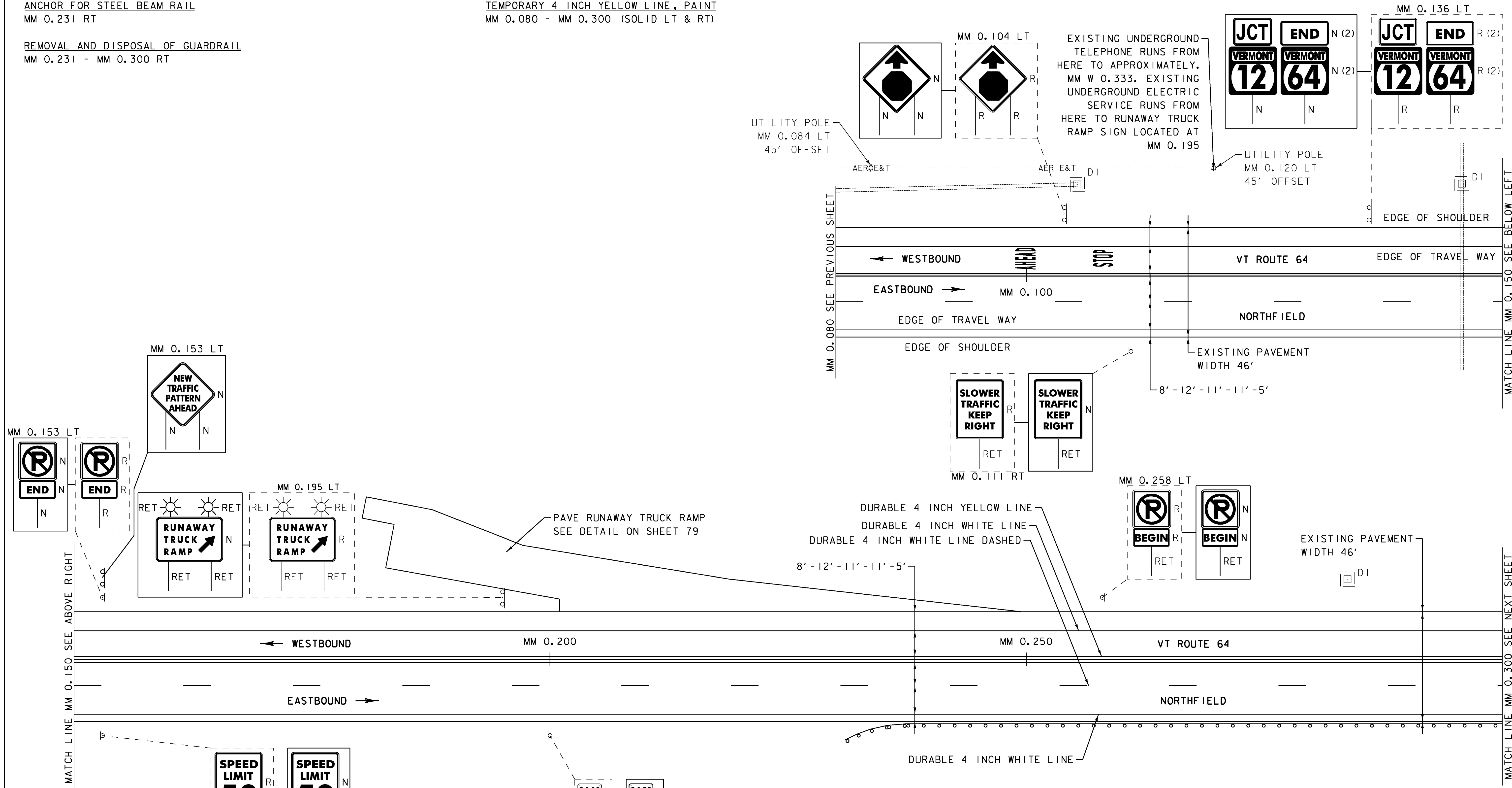
MM 0.080 - MM 0.300 (SOLID LT & RT)

DURABLE LETTER OR SYMBOL (SEE OPTION ITEMS) &
TEMPORARY LETTER OR SYMBOL, PAINT

MM 0.100 LT (AHEAD)
MM 0.108 LT (STOP)

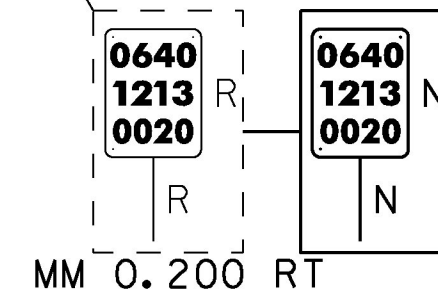
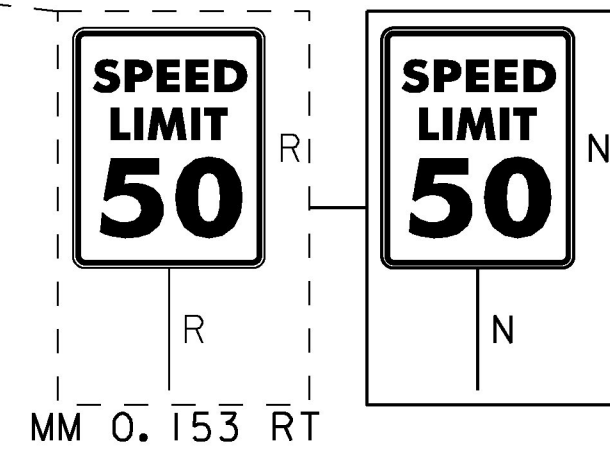
REMOVING SIGNS (TYPE A)
AS SHOWN - 12

REMOVING SIGNS (TYPE B)
AS SHOWN - 1



SIGN LEGEND

- R = REMOVE
- R&S = REMOVE AND SALVAGE
- RET = RETAIN
- S = SALVAGE
- N = NEW
- B-B = BACK TO BACK
- = EXISTING
- = NEW



PROJECT NAME: NORTHFIELD-WILLIAMSTOWN
PROJECT NUMBER: STP 2959(I)

FILE NAME: z15v022bdr.dgn
PROJECT LEADER: C. LATHROP
DESIGNED BY: J. GOODALL
PLAN SHEET 2

PLOT DATE: 4/26/2016
DRAWN BY: J. GOODALL
CHECKED BY: C. LATHROP
SHEET 92 OF 202

NOT TO SCALE