

MILLED RUMBLE STRIPS (CENTERLINE)
MM BT 2.400 - MM BT 2.492 CENTERLINE

STONE FILL TYPE I
MM BT 2.400 - MM BT 2.656 RT

REMOVAL OF EXISTING CURB
MM BT 2.400 - MM BT 2.656 RT

MANUFACTURED TERMINAL SECTION, FLARED

MM BT 2.541 - MM BT 2.548 LT
MM BT 2.618 - MM BT 2.625 LT
MM BT 2.665 - MM BT 2.672 RT

REMOVAL AND DISPOSAL OF GUARDRAIL

MM BT 2.541 - MM BT 2.548 LT
MM BT 2.618 - MM BT 2.625 LT
MM BT 2.665 - MM BT 2.672 RT

DURABLE 6 INCH WHITE LINE (SEE OPTION ITEMS) & TEMPORARY 6 INCH WHITE LINE, PAINT

MM BT 2.400 - MM BT 2.700 (SOLID LT & RT EDGE LINE)
MM BT 2.400 - MM BT 2.700 (DASHED LT LANE LINE)
MM BT 2.648 - MM BT 2.700 (DASHED RT LANE LINE)

DURABLE 6 INCH YELLOW LINE (SEE OPTION ITEMS) & TEMPORARY 6 INCH YELLOW LINE, PAINT

MM BT 2.400 - MM BT 2.492 (SOLID LT & RT)
MM BT 2.492 - MM BT 2.648 (DOUBLE SOLID LT & RT)
MM BT 2.648 - MM BT 2.700 (SOLID LT & RT)

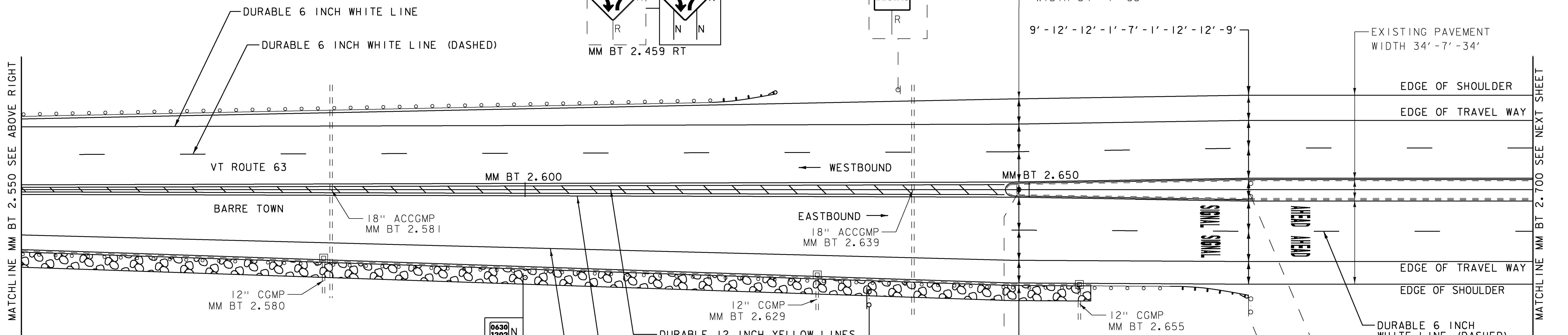
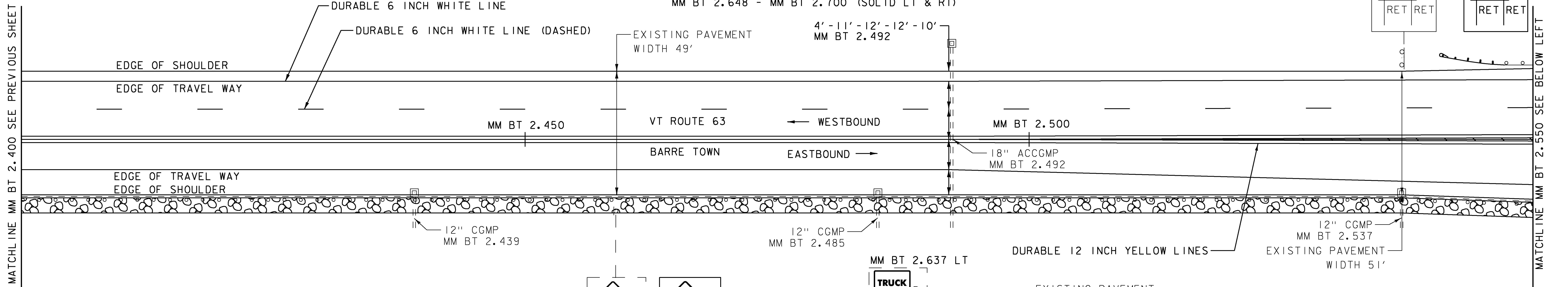
DURABLE 12 INCH YELLOW LINE (SEE OPTION ITEMS) & TEMPORARY 12 INCH YELLOW LINE, PAINT

MM BT 2.492 - MM BT 2.648 (CENTERLINE HATCH)

DURABLE LETTER OR SYMBOL (SEE OPTION ITEMS) & TEMPORARY LETTER OR SYMBOL, PAINT

MM BT 2.668 RT (SIGNAL)
MM BT 2.668 RT (SIGNAL)
MM BT 2.675 RT (AHEAD)
MM BT 2.675 RT (AHEAD)

MM BT 2.537 LT



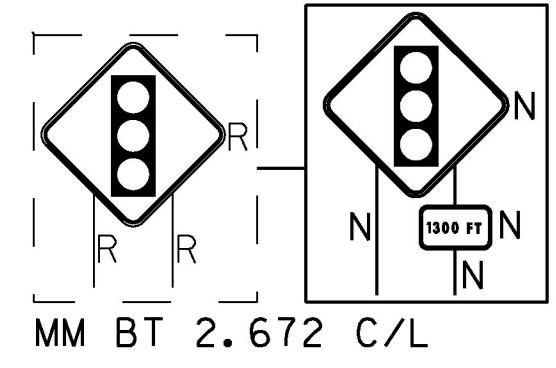
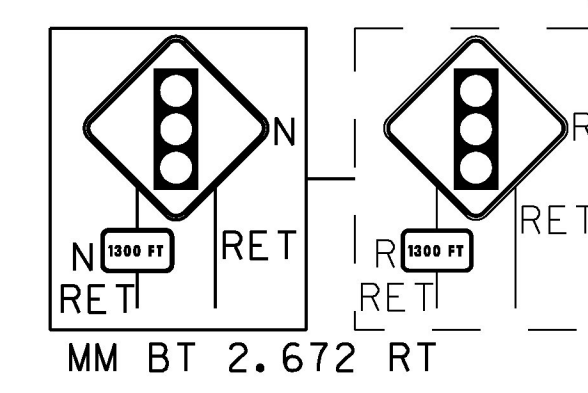
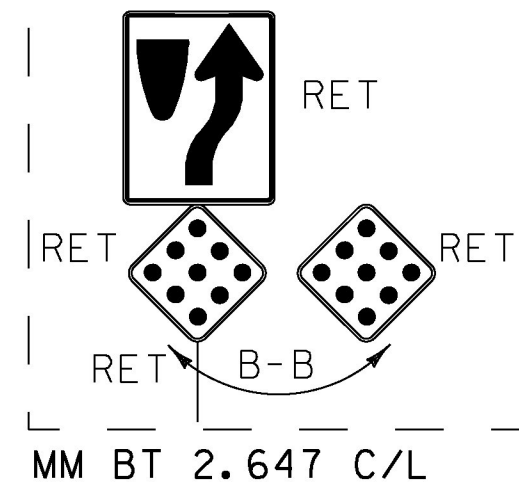
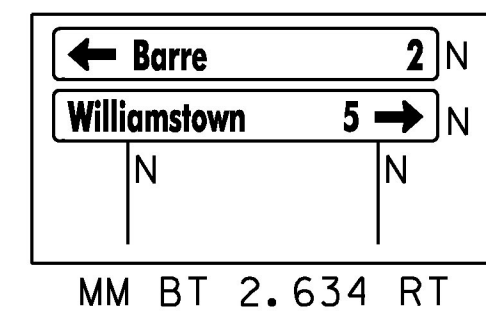
GEOTEXTILE FOR SILT FENCE
MM BT 2.400 - MM BT 2.656 RT

REMOVING SIGNS (TYPE A)
AS SHOWN - 6

SPECIAL PROVISION (DECOMMISSION CURB DROP INLET)

MM BT 2.439 RT
MM BT 2.485 RT
MM BT 2.537 RT
MM BT 2.580 RT
MM BT 2.629 RT
MM BT 2.655 RT

SIGN LEGEND
R = REMOVE
R&S = REMOVE AND SALVAGE
RET = RETAIN
S = SALVAGE
N = NEW
B-B = BACK TO BACK
- = EXISTING
_ = NEW



PROJECT NAME: BERLIN-BARRE TOWN
PROJECT NUMBER: STP 2943(I)
FILE NAME: z11b338bdr.dgn
PROJECT LEADER: C. LATHROP
DESIGNED BY: S. SOLLA
PLAN SHEET 15
PLOT DATE: 4/26/2016
DRAWN BY: O. DALMER
CHECKED BY: C. LATHROP
SHEET 43 OF 202

NOT TO SCALE