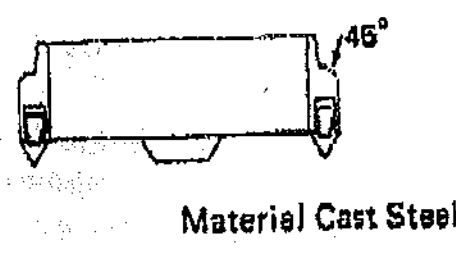
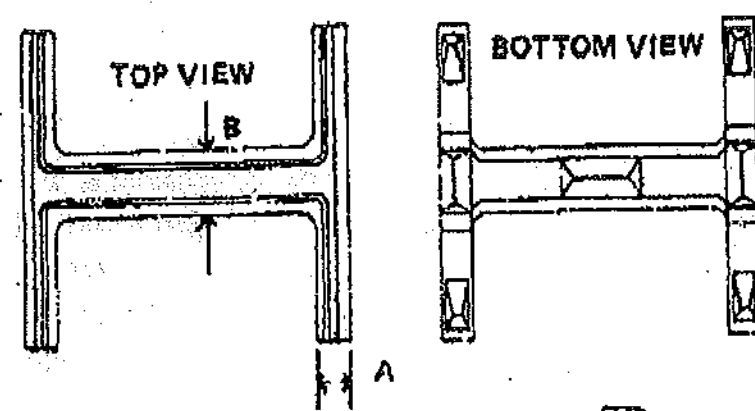


Dimensions

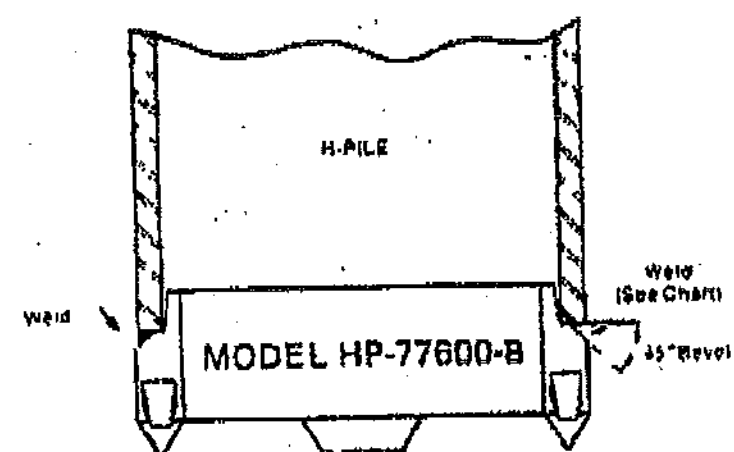


	1/2"
A	1-1/4"
B	1-1/2"
C	2-3/4"

Installation Instructions

HARD-BITE POINT MODEL HP-77600-B

1. Fit point onto the end of a square cut pile end.
2. Weld point to the pile in either flat or vertical position using E60 or E70XX electrodes.
3. Weld across full width of flange following chart below for minimum size weld.



Pile Size	Flange Thickness	Min. Size Groove Weld
HP 14 x 117	.805	7/8
x 102	.705	3/8
x 89	.615	3/8
x 73	.505	5/16
HP 12 x 84	.685	3/8
x 74	.610	3/8
x 63	.515	5/16
x 53	.435	5/16
HP 10 x 57	.565	5/16
x 42	.420	5/16
HP 8 x 36	.445	5/16

Pile Tr Page 3

Call toll free 800-526-9047



ASSOCIATED PILE & FITTING CORP.

BOX 1048, CLIFTON, N.J. 07014 ■ 201-773-8400