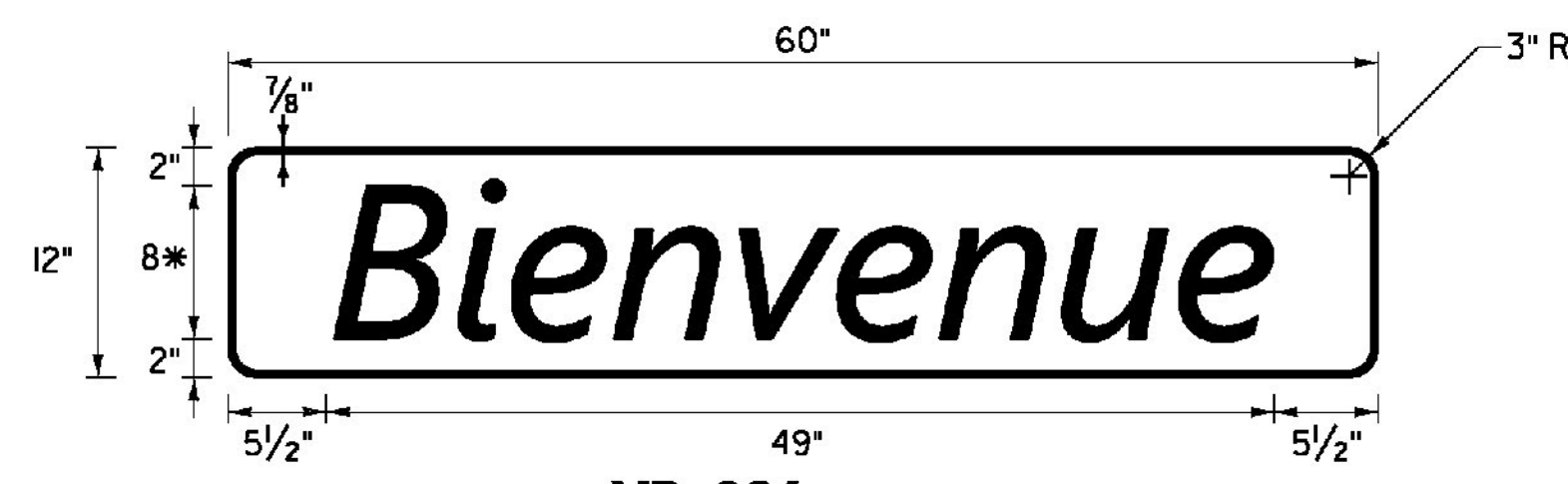


**ROUTE MARKER ASSEMBLY FRAMES**



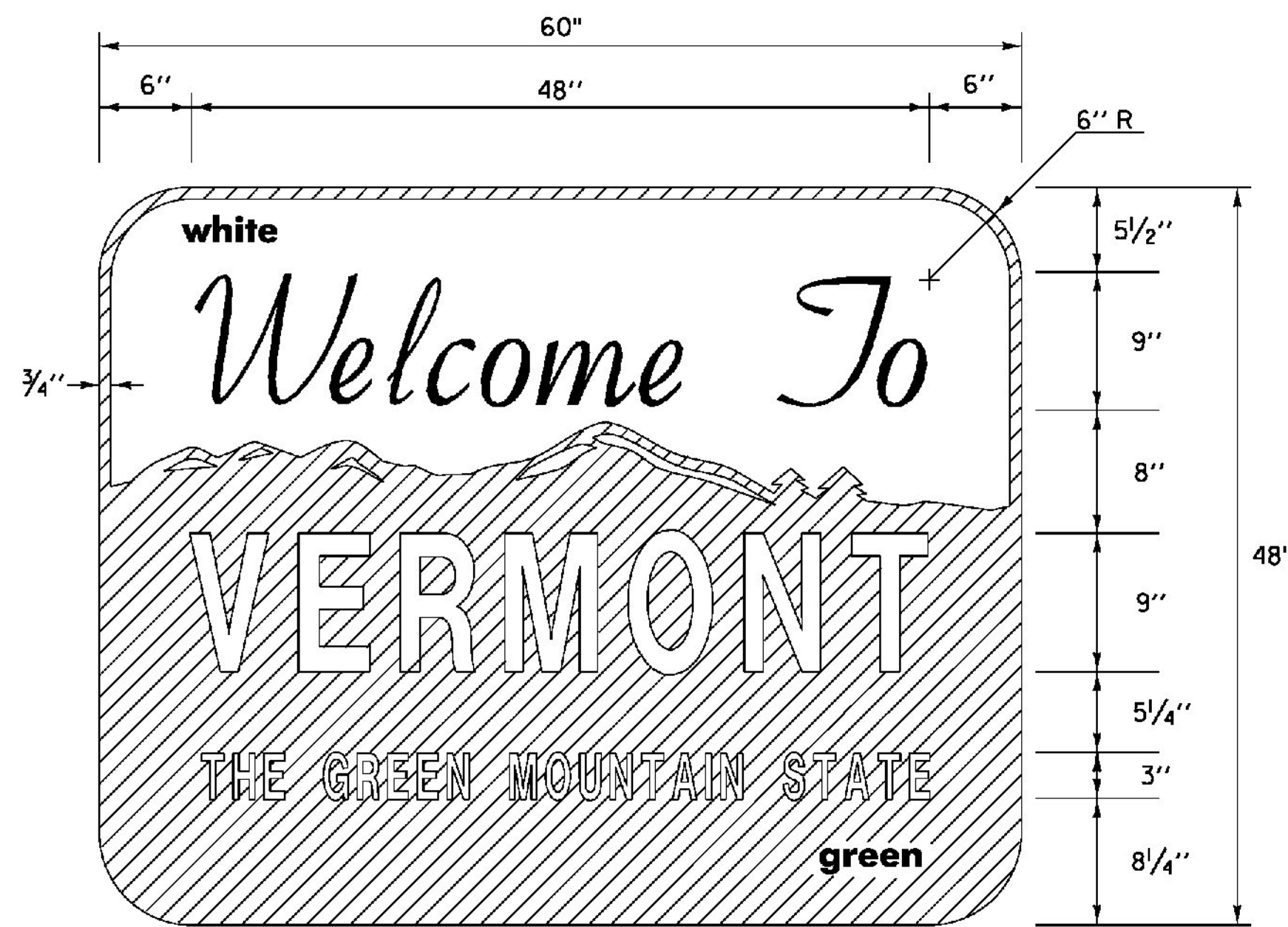
**VD-096**

LOCATION: RICHFORD; SNTH 139  
STA. 95+84, LT

COLOR: GREEN BORDER AND TEXT (RETROREFLECTIVE)  
WHITE BACKGROUND (RETROREFLECTIVE)

MATERIAL: 0.125" FLAT SHEET ALUMINUM

\* "Bienvenue" FONT= SEGOE UI ITALIC



**VD-421a**

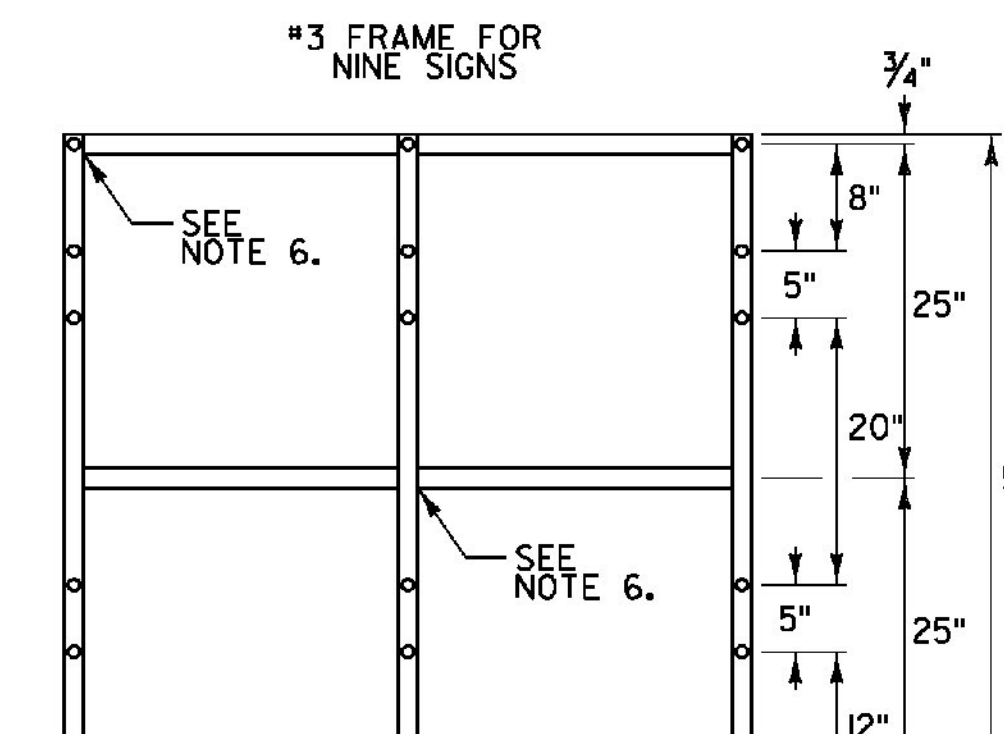
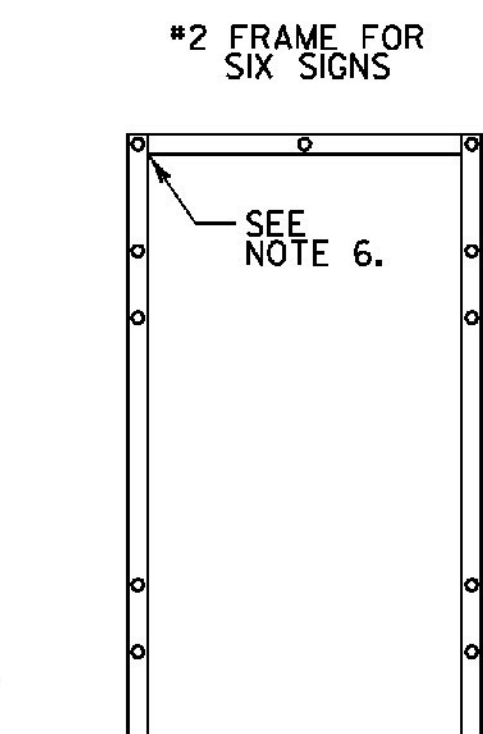
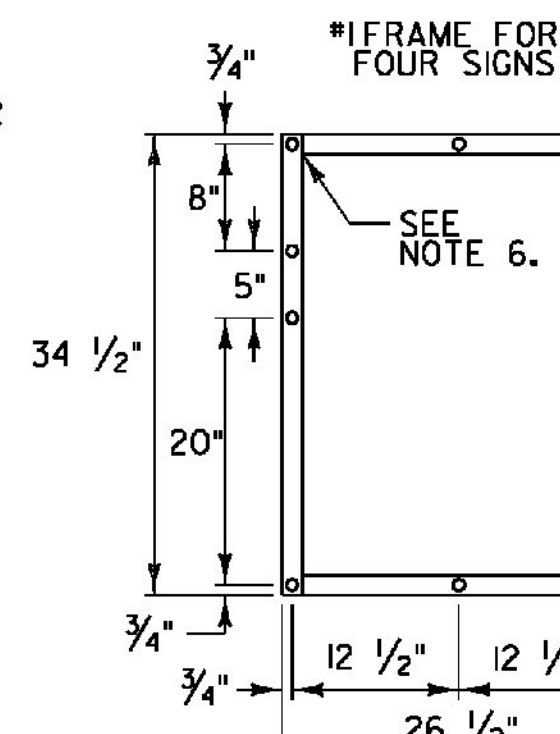
LOCATION: RICHFORD; SNTH 139  
STA. 95+84, LT

COLOR: SEE NOTE BELOW

MATERIAL: SEE NOTE BELOW

**NOTE:**

FOR THE WORDS "WELCOME TO" USE GERBER FONT MURRAY HILL BOLD OR EQUIVALENT. TEXT COLOR IS GREEN. ALL OTHER TEXT USE GERBER FONT SOUVENIR TEXT COLOR IS WHITE, DEMIBOLD OR EQUIVALENT. REFER TO STD. E-131 FOR COLORS.  
MATERIALS:  
THE SIGN BASE MATERIALS USED FOR THIS SIGN MAY BE ANY OF THE FOLLOWING OF THE MINIMUM THICKNESS NOTED. FLAT SHEET ALUMINUM 0.100" HIGH DENSITY OVERLAID PLYWOOD"



**FRAME NOTES:**

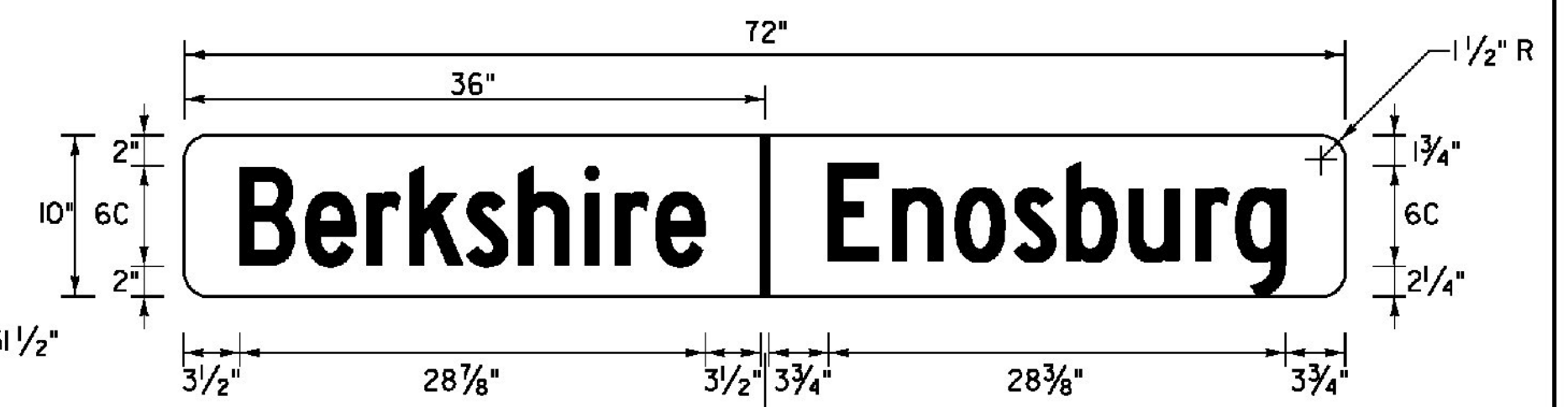
- NOTES FOR #1 AND #2 FRAME:
  - WITH ONE 30 INCH THREE DIGIT SIGN
  - WITH TWO 30 INCH THREE DIGIT SIGNS
- NOTES FOR #3 FRAME:
  - WITH ONE 30 INCH THREE DIGIT SIGN IN AN OUTSIDE POSITION.
  - WITH ONE 30 INCH THREE DIGIT SIGN IN THE CENTER POSITION OR TWO SUCH SIGNS IN THE OUTSIDE POSITIONS.
  - WITH THREE 30 INCH THREE DIGIT SIGNS.
- ALL HOLES SHALL BE 7/16" DIAMETER. FOR OTHER SIGN COMBINATIONS THAN ABOVE, THE FRAME DIMENSIONS AND HOLE SPACING SHALL BE MODIFIED AS NECESSARY. THE FRAME SHALL BE PAINTED WITH ONE COAT OF PRIMER AND A SECOND COAT OF BLACK PAINT. THE PAINT SHALL BE OF THE TYPE USED ON EXTERIOR METAL SURFACES TO PREVENT METAL CORROSION.
- ALL DIMENSIONS SHOWN IN INCHES UNLESS OTHERWISE NOTED.
- FRAMES SHALL BE CONSTRUCTED OF 3/16" x 1 1/2" A-36 STEEL.
- ALL OVERLAPPED CONNECTIONS SHALL BE WELDED WITH TWO 1/4" WIDE FILLET WELDS, 1 1/2" LONG.



LOCATION: RICHFORD; SNTH 139  
STA. 11+82, RT

COLOR: GREEN BORDER AND TEXT  
WHITE SYMBOL ON BLUE BACKGROUND  
WHITE BACKGROUND (RETROREFLECTIVE)

MATERIAL: PER THE TRAFFIC SIGN TABLE  
SEE SHEET 112

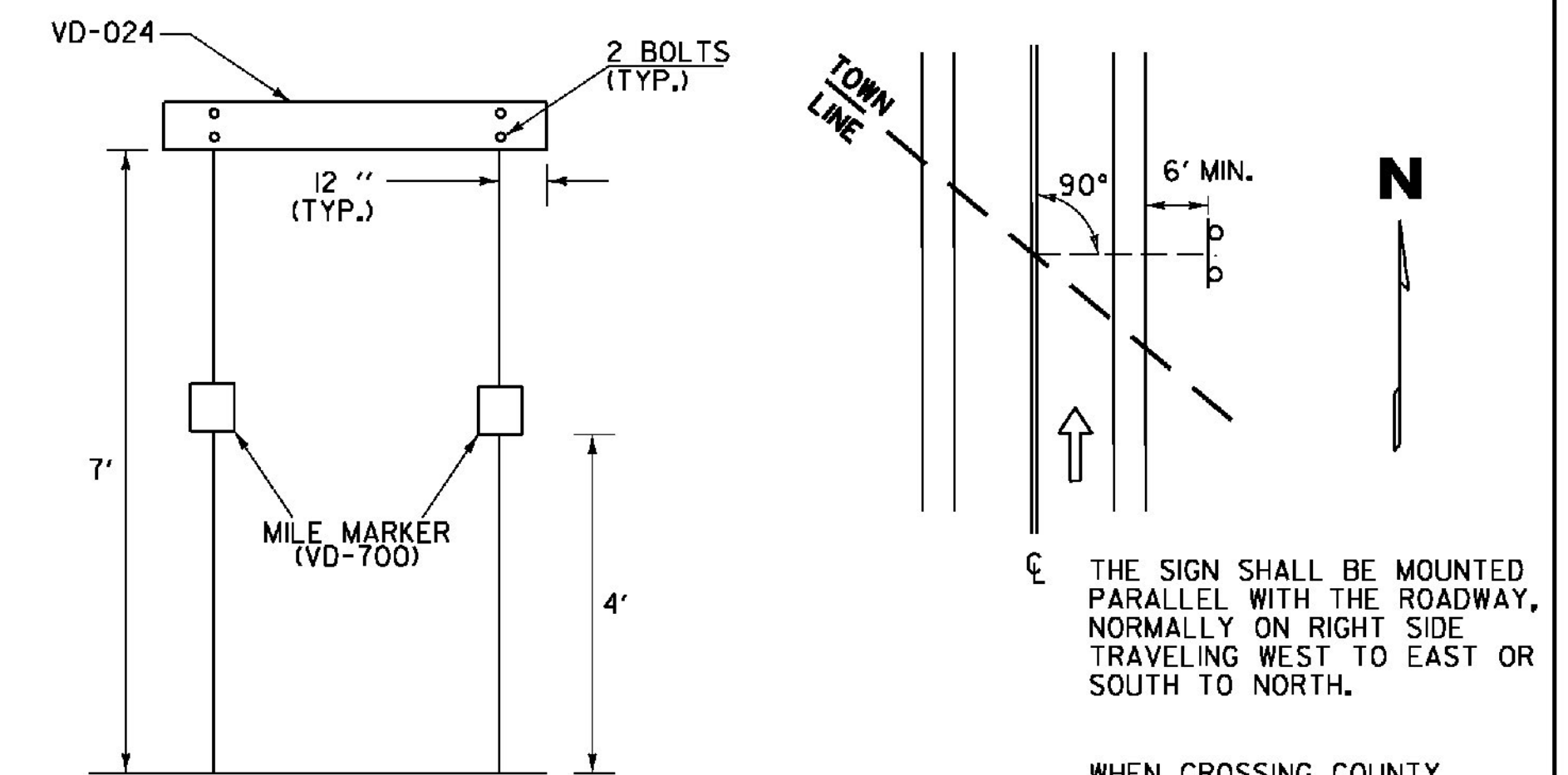


**VD-024**

LOCATION: BERKSHIRE STA. 0+00, RT / ENOSBURG STA. 311+63, RT

COLOR: WHITE DIVIDER AND TEXT (RETROREFLECTIVE)  
GREEN BACKGROUND (RETROREFLECTIVE)

MATERIAL: 0.125" FLAT SHEET ALUMINUM



WHEN CROSSING COUNTY BOUNDARIES AN ADDITIONAL COUNTY LINE SIGN (VD-025) SHALL BE MOUNTED BELOW THE TOWN LINE SIGN (VD-024) MAINTAINING A SEVEN FOOT CLEARANCE.

**TOWN LINE SIGN NOTES:**

- WORD TO WORD SPACING FOR MULTIPLE TEXT TOWN NAMES IS ADJUSTABLE TO ACCOMMODATE DIMENSION REQUIREMENTS.
- DIMENSIONS SHOWN ARE APPROXIMATE AND MAY BE ADJUSTED SLIGHTLY TO ACCOMMODATE VARIOUS MANUFACTURER'S LETTER WIDTHS.
- ALL DIMENSIONS ARE IN INCHES EXCEPT WHERE NOTED.
- THE SIGN BASE MATERIAL SHALL BE FLAT SHEET ALUMINUM 0.125" MINIMUM THICKNESS. THE RETROREFLECTIVE MATERIAL SHALL BE SHEETING APPLIED TO THE ENTIRE BACKGROUND OF THE SIGN. THE LEGEND SHALL BE CUT-OUT RETROREFLECTIVE LEGEND. ALL RETROREFLECTIVE MATERIAL SHALL BE EQUAL TO OR EXCEEDING THE "THE AMERICAN SOCIETY OF TESTING AND MATERIALS" (ASTM) D 4956 TYPE III.
- SIGNS SHALL HAVE A RETROREFLECTIVE WHITE LEGEND ON A RETROREFLECTIVE GREEN BACKGROUND.
- LEGEND SHALL CONFORM WITH THE STANDARD ALPHABETS FOR HIGHWAY SIGNS APPROVED BY THE NATIONAL JOINT COMMITTEE ON UNIFORM TRAFFIC CONTROL DEVICES.

NOT TO SCALE

**TRAFFIC SIGN  
DETAIL  
SHEET #7**

PROJECT NAME: ENOSBURG-RICHFORD  
PROJECT NUMBER: STP 2939(I)

FILE NAME: p11b312.dgn  
PROJECT LEADER: J. LITTLE  
DESIGNED BY: J. LITTLE  
IPARM FILE: p11b312tsd07.i

PLOT DATE: 3/19/2014  
DRAWN BY: D. DRAPER  
CHECKED BY: J. LITTLE  
SHEET III OF 15

