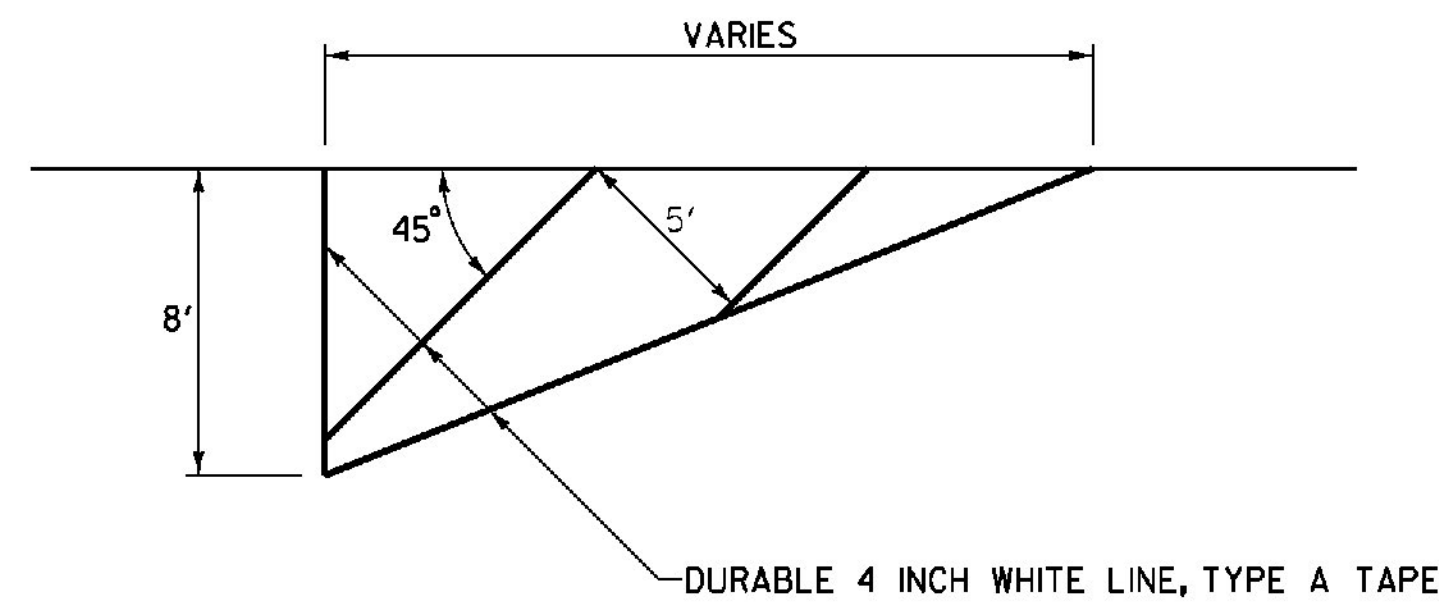


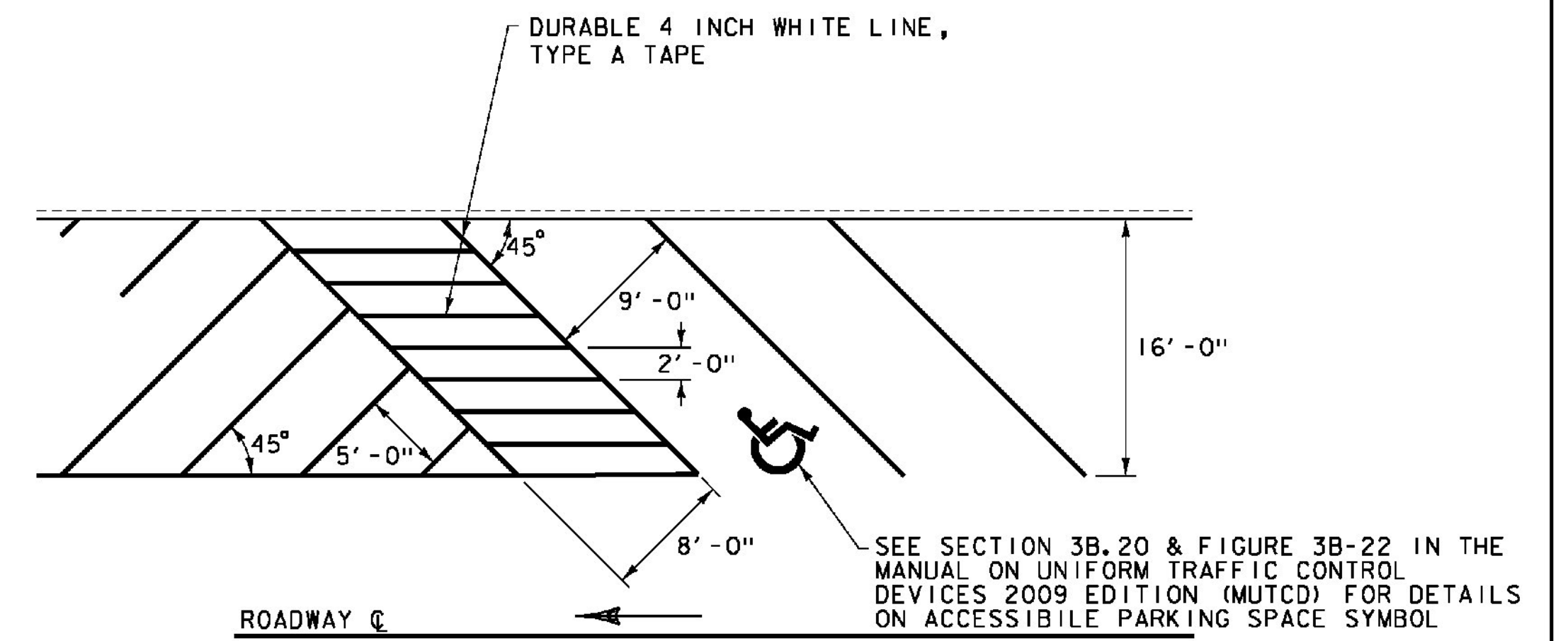
**SKewed CROSSWALK PATTERN DETAIL**

• ADJUST SPACING (12"-24") TO AVOID WHEEL PATHS  
 • MAY VARY WITH 11' OR 12' LANE  
 SEE LAYOUT SHEETS FOR LOCATIONS. ALL BLOCK PATTERN CROSS WALKS SHALL BE INSTALLED PARALLEL WITH WHEEL PATHS.



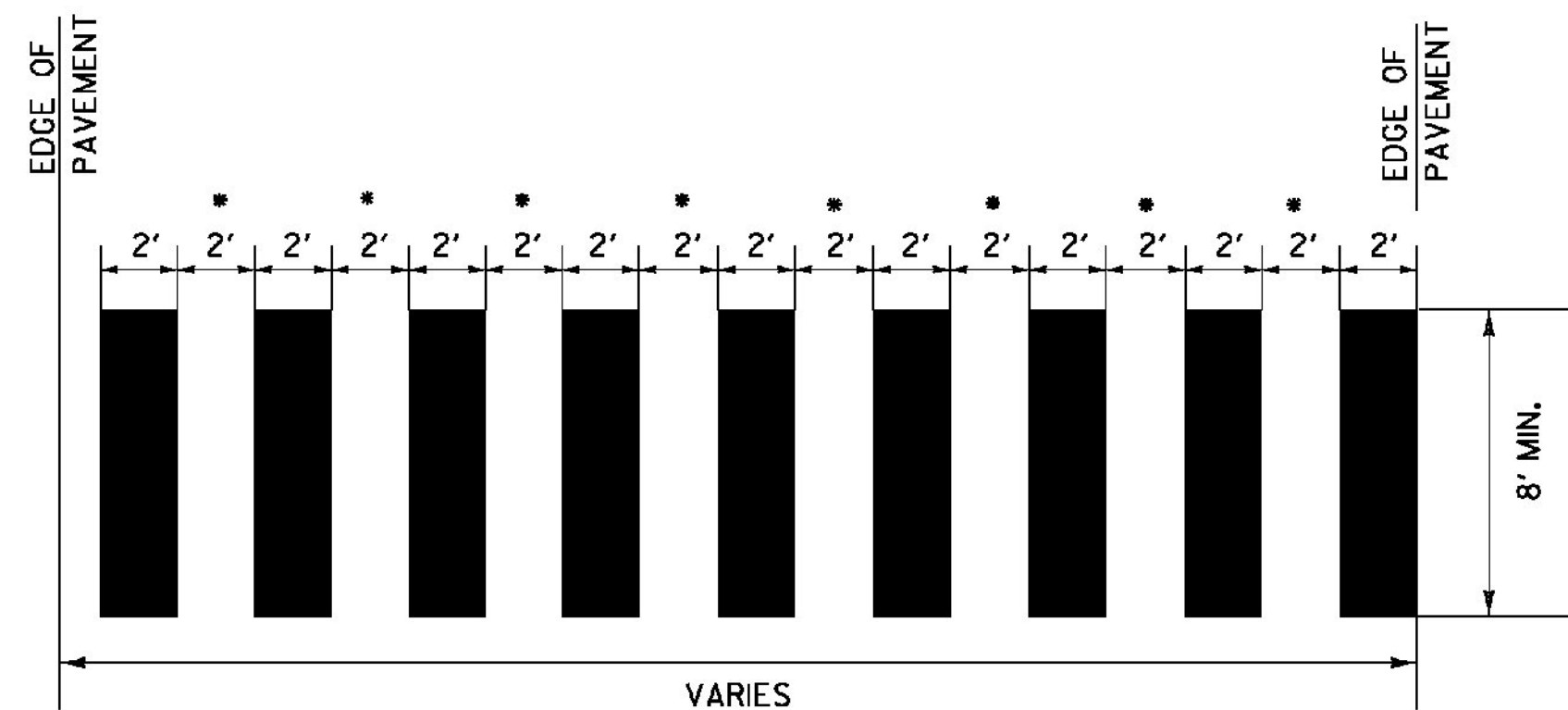
**"NO PARKING" PAVEMENT MARKING DETAIL**

SEE LAYOUT SHEETS FOR LOCATIONS.



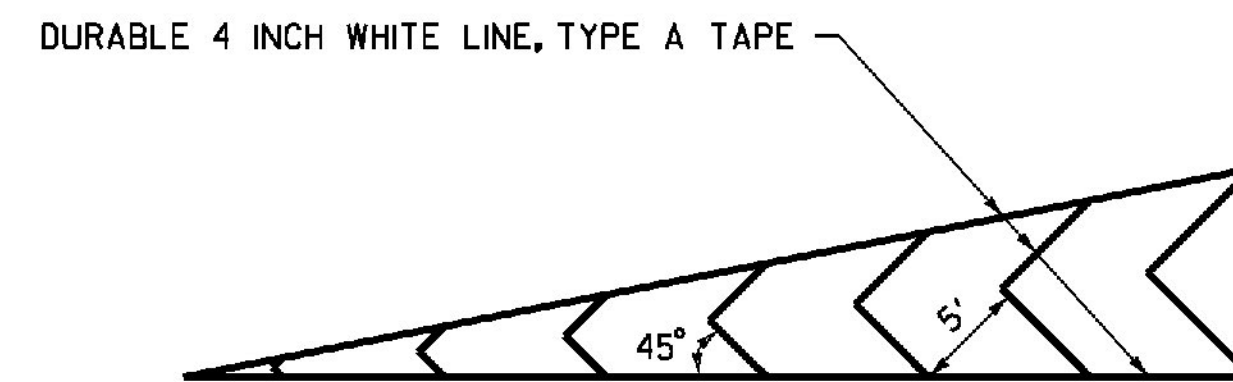
**DIAGONAL PARKING DETAIL**

SEE SECTION 3B.20 & FIGURE 3B-22 IN THE MANUAL ON UNIFORM TRAFFIC CONTROL DEVICES 2009 EDITION (MUTCD) FOR DETAILS ON ACCESSIBLE PARKING SPACE SYMBOL



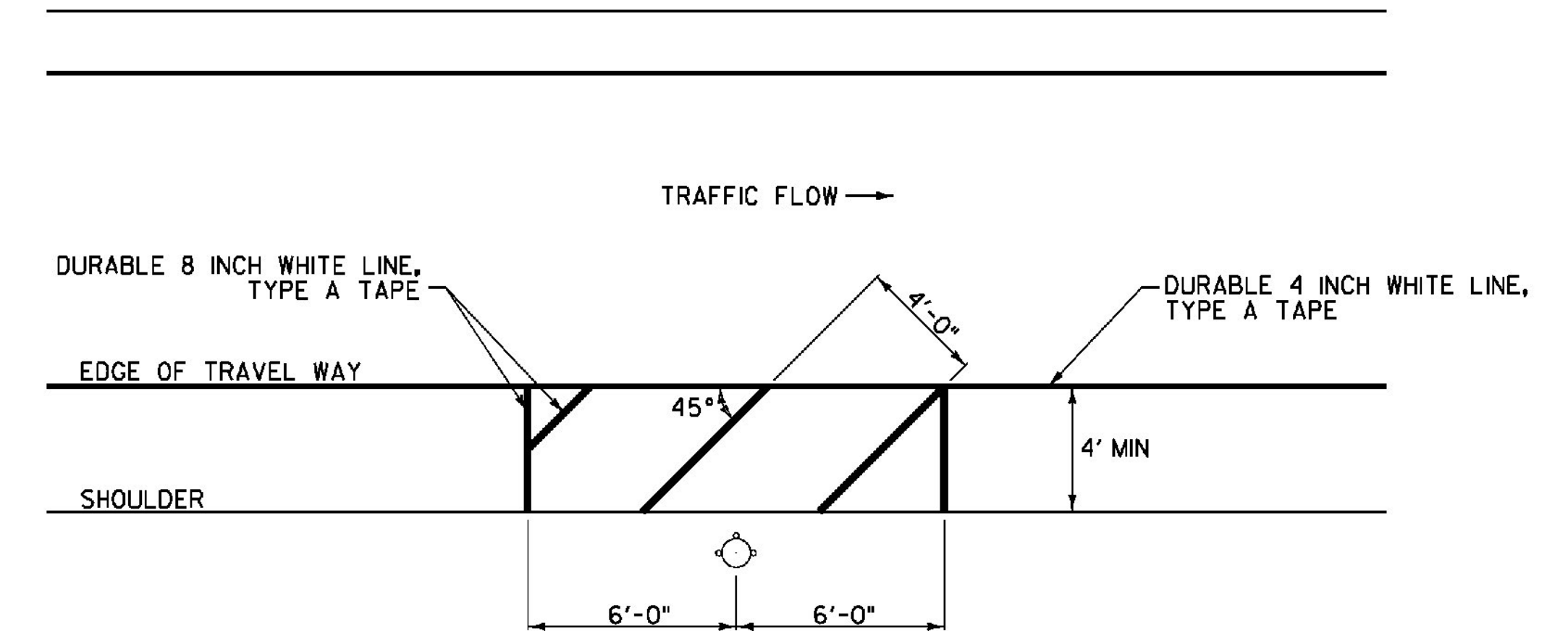
**BLOCK PATTERN CROSSWALK DETAIL**

• ADJUST SPACING (12"-24") TO AVOID WHEEL PATHS  
 SEE LAYOUT SHEETS FOR LOCATIONS. ALL BLOCK PATTERN CROSS WALKS SHALL BE INSTALLED PARALLEL WITH WHEEL PATHS.



**GORE MARKING DETAIL**

RICHFORD SNTH 139 STA. 9+03 TO 9+31, LT  
 RICHFORD SNTH 139 STA. 9+68 TO 9+97, LT

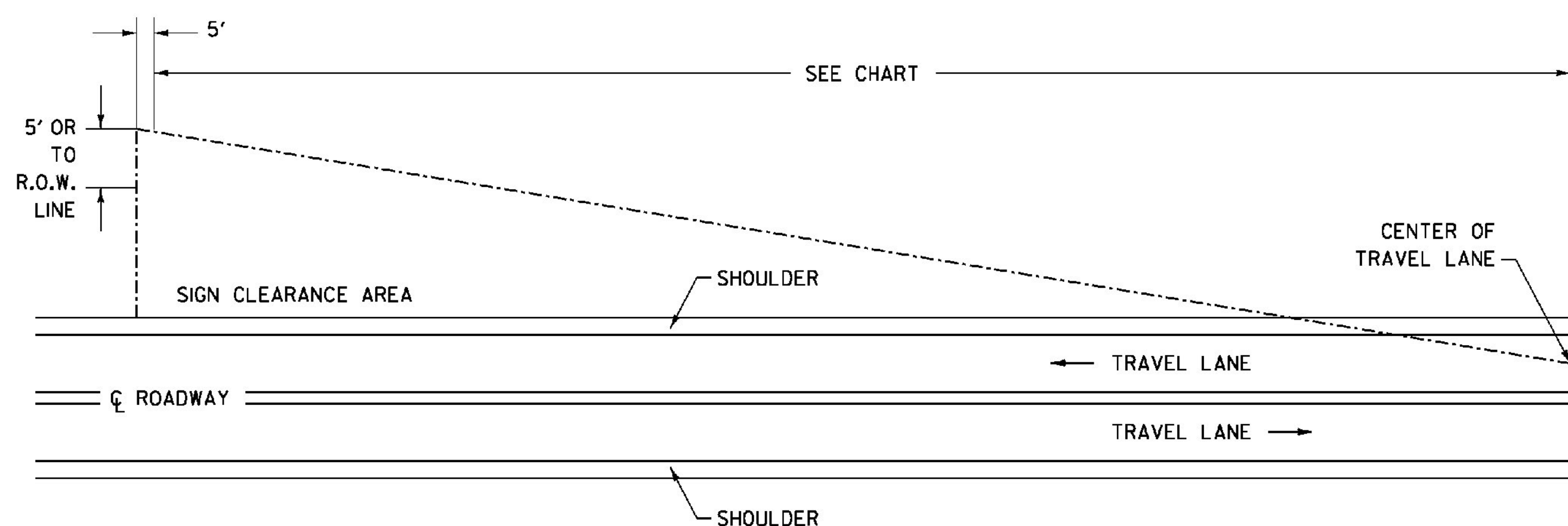


**FIRE HYDRANT PAVEMENT MARKING DETAIL**

ENOSBURG VT ROUTE 105:  
 STA. 25+95, RT  
 STA. 38+13, RT  
 STA. 53+91, LT  
 STA. 56+53, LT  
 STA. 58+75, LT  
 STA. 61+62, LT  
 STA. 64+11, LT  
 STA. 68+16, LT  
 RICHFORD VT ROUTE 105:  
 STA. 109+04, RT  
 RICHFORD SNTH 139:  
 STA. 26+55, RT  
 STA. 39+92, RT

**NOTE:**

THE CONTRACTOR SHALL ADJUST THE PLACEMENT OF THE FIRE HYDRANT PAVEMENT MARKINGS TO MEET THE EXISTING SITE CONSTRAINTS AS DIRECTED BY THE ENGINEER.



MINIMUM SIGN SIGHT DISTANCE CHART

APPROACH SPEED (mph)	SIGHT DISTANCE (feet)
30 OR LESS	300
35	350
40	400
45	450
50	500
55	550

THE CONTRACTOR SHALL REMOVE ALL WOODY STEMMED GROWTH INCLUDING BRUSH, SAPLINGS, TREE LIMBS GROWING WITHIN OR PROJECTING INTO THE CLEARANCE AREA AND DOWN TO GROUND LEVEL OR AT LEAST 10 FEET BELOW THE BOTTOM OF THE SIGN. PAYMENT WILL BE FOR THINNING AND TRIMMING FOR SIGNS, ITEM 20L31, AND PAID FOR PER EACH, NO CHEMICALS (POISONS OR DEFOLIANTS) ALLOWED.

**CLEARING LIMITS FOR SIGNS ON CONVENTIONAL ROADS**

RICHFORD VT ROUTE 105:  
 STA. 99+24, LT  
 STA. 131+01, LT  
 RICHFORD SNTH 139:  
 STA. 4+00, LT  
 STA. 6+32, LT  
 STA. 7+41, LT

NOT TO SCALE

**MISCELLANEOUS DETAIL SHEET #2**

PROJECT NAME: ENOSBURG-RICHFORD  
 PROJECT NUMBER: STP 2939(I)

FILE NAME: p11b312.dgn  
 PROJECT LEADER: J. LITTLE  
 DESIGNED BY: J. LITTLE  
 IPARM FILE: p11b312md02.i

PLOT DATE: 3/19/2014  
 DRAWN BY: D. DRAPER  
 CHECKED BY: J. LITTLE  
 SHEET 19 OF 15

