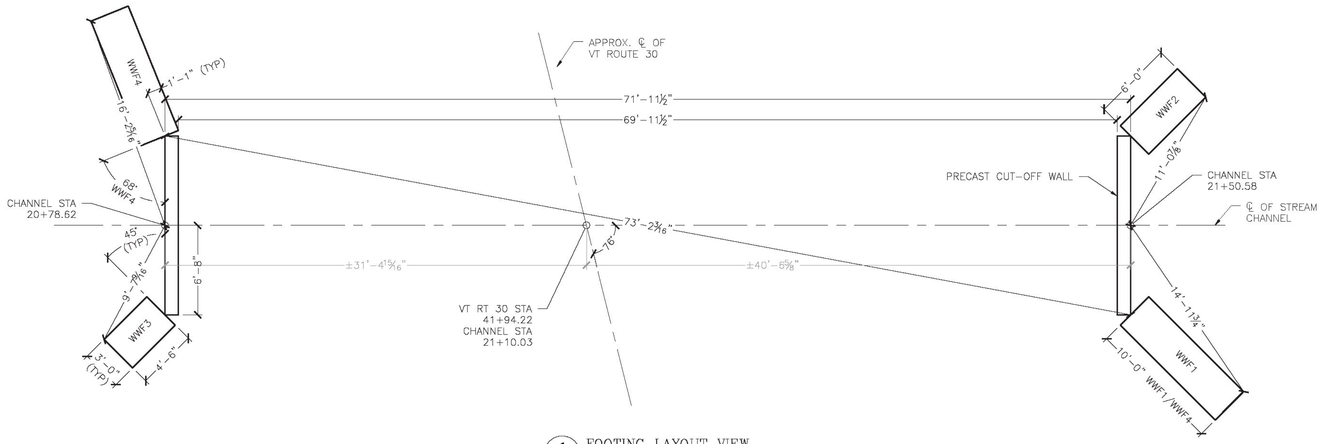

1 S2.0 FOOTING LAYOUT VIEW
3/16" = 1'-0"

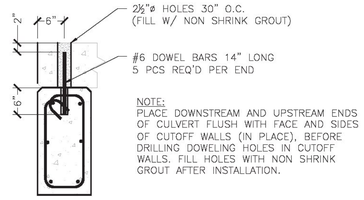

4 S1.0 CUTOFF WALL CONNECTION DETAIL
¾" = 1'-0"

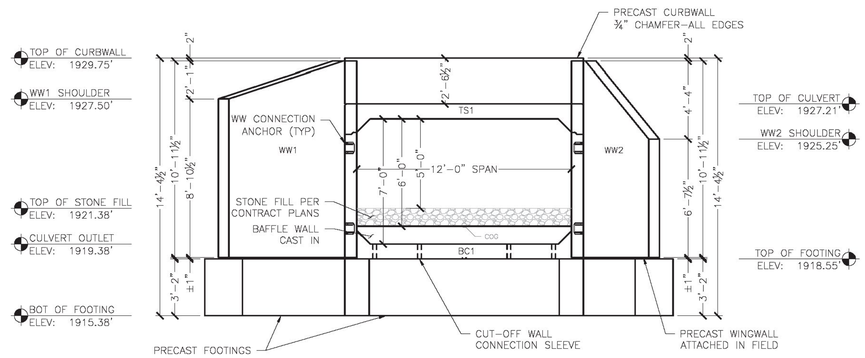

2 S2.0 OUTLET END ELEVATION
¼" = 1'-0"

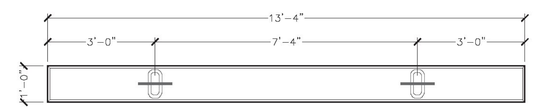

6 S2.0 C.O. WALL PLAN VIEW
½" = 1'-0"

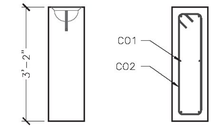

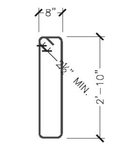

#4 STIRRUP DETAIL

CUT-OFF WALL - 2 REQ'D

ITEM 275800
UNIT WEIGHT AND VOLUME:
FOOTING: 1.56CY (6,550#)

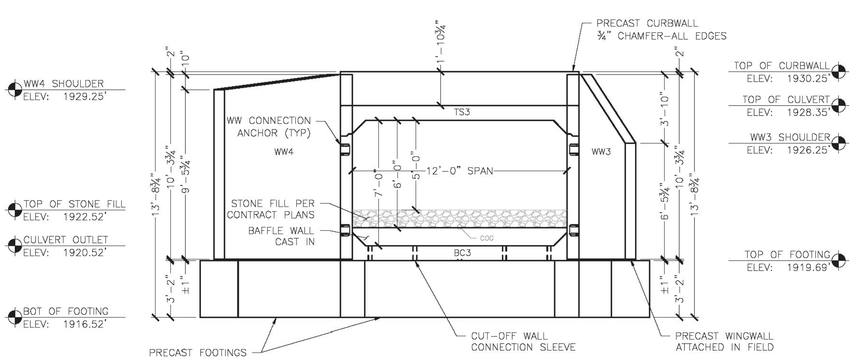

3 S2.0 INLET END ELEVATION
¼" = 1'-0"

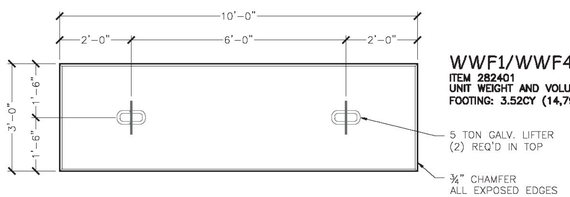

WWF1/WWF4 - 2 REQ'D

ITEM 282401
UNIT WEIGHT AND VOLUME:
FOOTING: 3.52CY (14,790#)

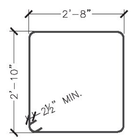

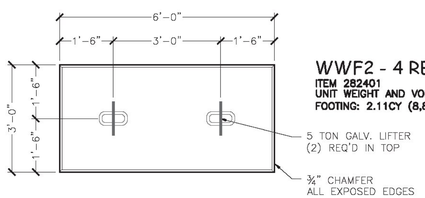

WWF2 - 4 REQ'D

ITEM 282401
UNIT WEIGHT AND VOLUME:
FOOTING: 2.11CY (8,860#)

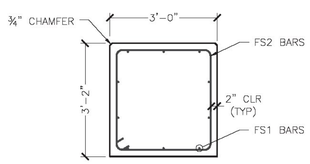

6 S2.0 WINGWALL FOOTING SECTION
½" = 1'-0"

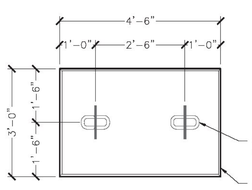

WWF3 - 1 REQ'D

ITEM 282401
UNIT WEIGHT AND VOLUME:
FOOTING: 1.58CY (6,640#)

5 S2.0 WWF PLAN VIEW
½" = 1'-0"

No.	Date	Revision	By
4	4/15/2015	Revised WW4 angle at contractor's request	PJL

STATE OF VERMONT — PAUL J. LEWIS — No. 8031 — Structural — Licensed Professional Engineer — 4/20/15

MICHIE CORPORATION
173 BUXTON INDUSTRIAL DRIVE - PO BOX 870
HENNIKER, NH 03242
PHONE: 603-428-3218
FAX: 603-428-7426
WWW.MICHIECORP.COM

Bridge #52 - VT Route 30 - VAOT STP Culv(31)
Winhall, VT

12'x7' Open Top Box Culvert - Footing Layout & Elevations

Project No. 5778
Date: 2/4/2015
Designed by: PJL/CFP
Drawn by: CFP
Checked by: PJL
Scale: AS SHOWN

Prepared for:
Renaud Brothers, Inc.
283 Fort Bridgeman Rd #2
Vernon, VT 05354

DWG NO.
S2.0

Delta 2015.059.013

S:\PROJECTS\RENAUD BROTHERS\WINHALL, VT - VTRANS #STP CULV (31) BRIDGE 52 PROJ 5778\DWGS\DWGS 12x7 RENAUD 5778 BRIDGE.DWG 4/15/2015 12:56 PM