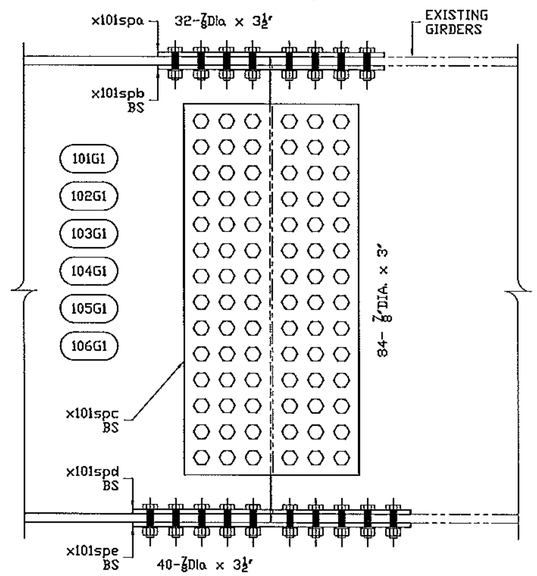


NOTE: FOR BOLTS ORIENTATION SEE GN100

*** THIS DRAWING IS TO BE USED FOR MARKS AND BOLTS ONLY AND MUST BE READ IN CONJUNCTION WITH THE CONTRACT DRAWINGS SPECIFICATIONS AND SPECIAL PROVISIONS. THIS DRAWING IS NOT TO BE USED FOR CONSTRUCTION SEQUENCING OR AS AN ERECTION PROCEDURE.

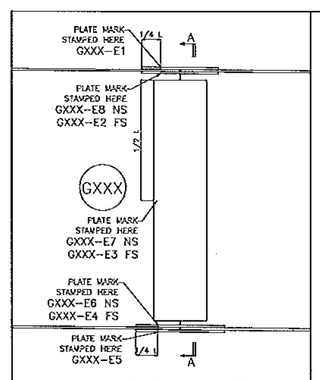


MARKS FOR SPLICE PLATES
LOCATED AT RIGHT END (END)

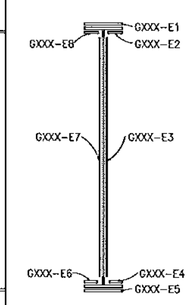


Section A–A

Vermont Agency of Transportation
RECEIVED
CK'D BY M.E.M OK'D BY C.W.M.
July 09, 2012
RESUBMIT APPROVED ✓
BY C. CARLSON DATE 07-27-2012

| No | REVISION | DATE | PAR | VER. |
|---|---|---|---|---|
| A | FOR APPROVAL | 07/06/12 | BR | EG |

NOTE: BOLT 1 WASHER: 1 WASHER UNDER NUT U.N.
BOLT 2 WASHER: 1 WASHER UNDER HEAD U.N.
1 WASHER UNDER HEAD U.N.

STRUCTAL Bridges
386 River Road, Claremont, NH 03743
Tel:(603) 542-5202 Fax:(603) 542-5312
a division of CANAM BRIDGES INC.

PROJECT: VT RT 9, BRIDGE NO. 11
TOWN OF WOODFORD, VT
OVER WALOOMSAC RIVER

TITLE: ERECTION PLAN FIELD SPLICE

REFERENCE: PROJECT NO. ER BHF 010-1 (44)

| DRAWN BY | DATE | CONTRACT NO |
|---|---|---|
| BR | JULY 2012 | UN04260 |
| CHECKED BY GG | DATE JULY 2012 | DRAWING NO E103 A |