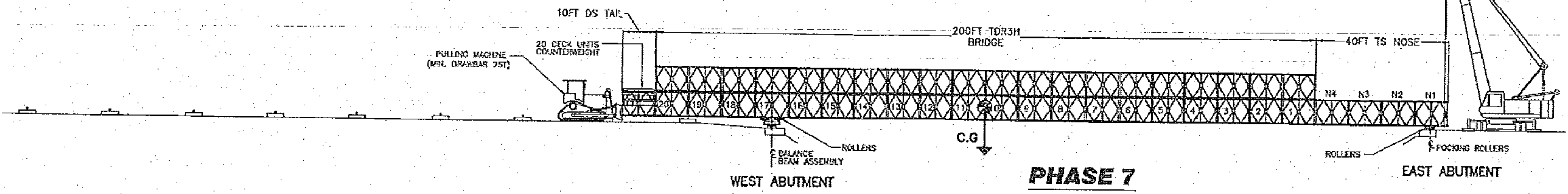


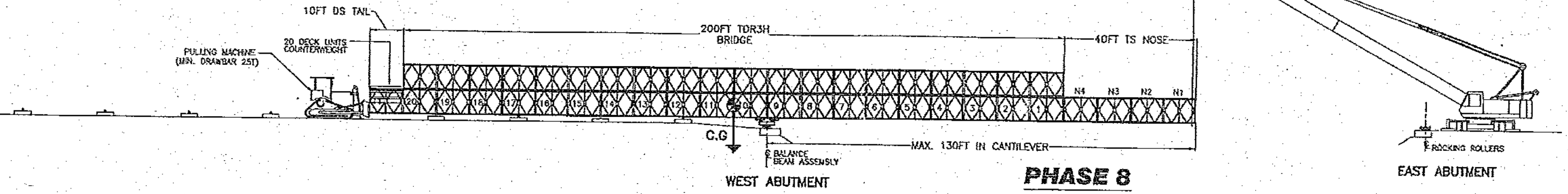
**PHASE 6**

- ATTACH PUSHING MACHINE
- PULL BACK BRIDGE 35FT



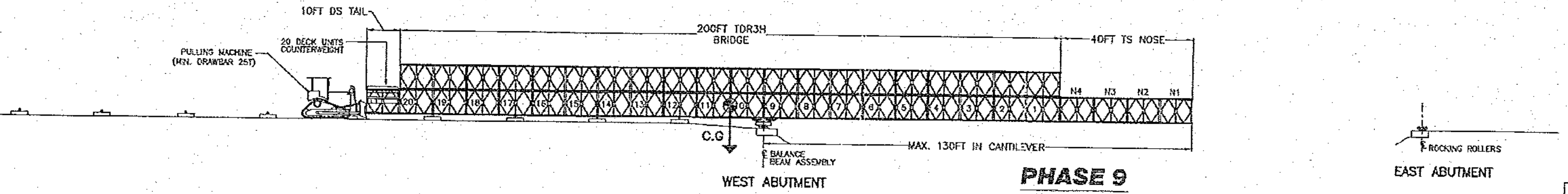
**PHASE 7**

- ATTACH CRANE TO THE NOSE OF THE BRIDGE



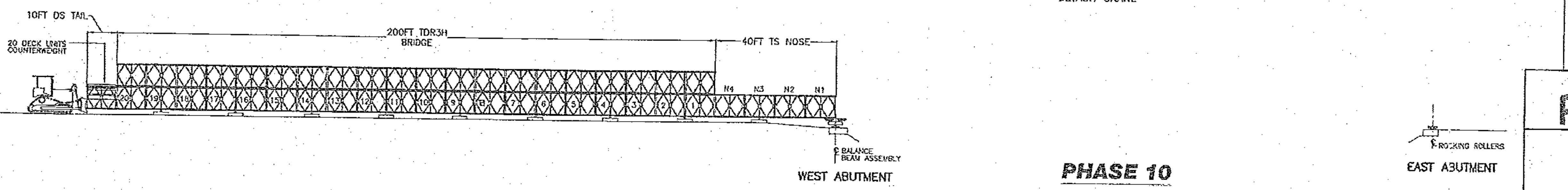
**PHASE 8**

- PULL BACK BRIDGE 75FT (130FT IN CANTILEVER MAX.)



**PHASE 9**

- DETACH CRANE

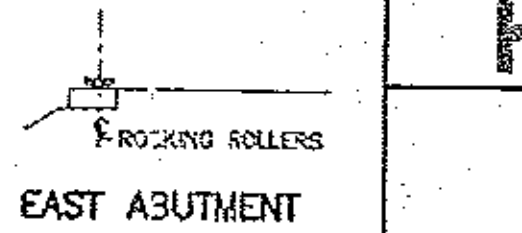
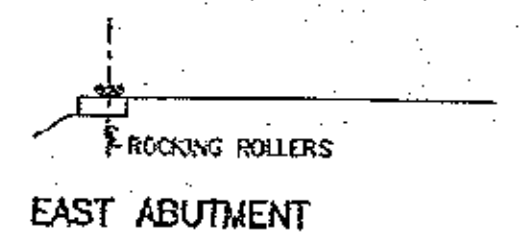


**PHASE 10**

- PULL BACK BRIDGE 130FT

**PHASE 11**

- REMOVE ALL COUNTERWEIGHT
- DISMANTLE TAIL, BRIDGE AND NOSE



INFORMATION DISCLOSED HEREIN IS THE PROPERTY OF ACROW CORPORATION OF AMERICA. THIS MATERIAL IS PRIVILEGED AND CONFIDENTIAL. IT IS INTENDED SOLELY FOR THE ADDRESSEE. ANY UNAUTHORIZED DISCLOSURE, REPRODUCTION, OR DISTRIBUTION IS PROHIBITED. DUPLICATION OF ANY PORTION OF THIS DATA SHALL INCLUDE THIS LEGEND. COPYRIGHT ACROW CORP. 2012

<b>ACROW</b> CREATING ENGINEERED SOLUTIONS WORLDWIDE		CORPORATION OF AMERICA 181 NEW ROAD, PARSONS, NJ 07054	
ACROW 700XS PANEL BRIDGE DE-LAUNCHING SEQUENCE 200FT x 2 LANE 24FT TDR3H BRIDGE WOODFORD, VT ER BHF 010-1(44)			
DRAWN BY	RJ	DATE	NOVEMBER 21, 2012
CHECKED BY	MP	SCALE	AS SHOWN
APPROVED BY	SP	CONTRACT NO.	
T. BUCK CONSTRUCTION AUBURN, ME		DRAWING NO.	AB1543-DL
		REV.	SHT 4B OF 4

REV.	DATE	DESCRIPTION	BY