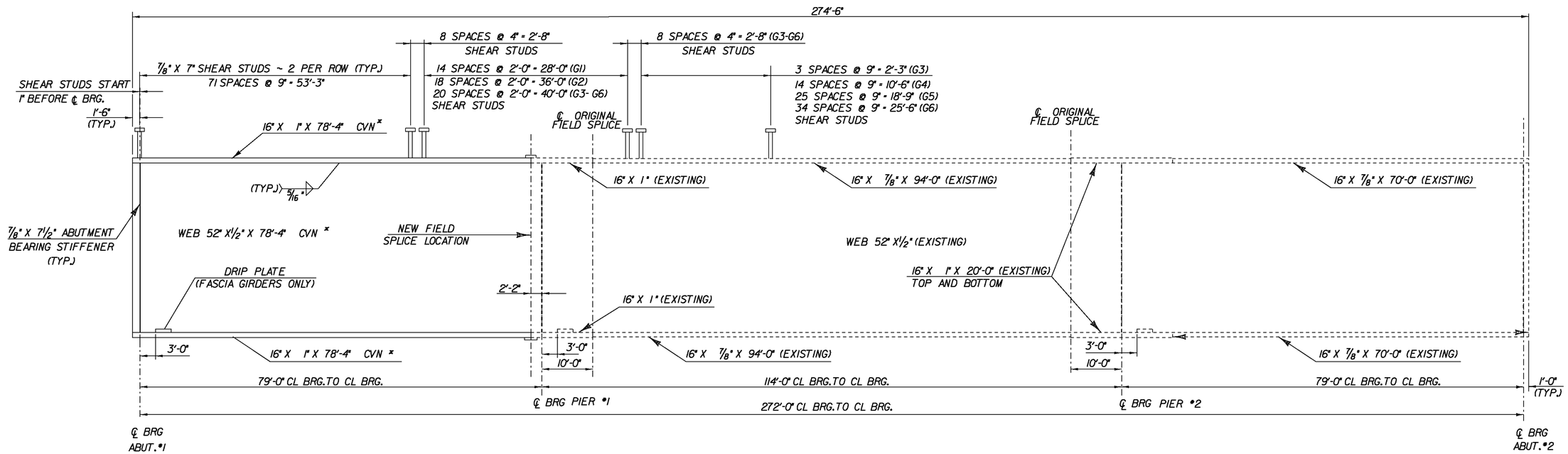

* DENOTES THAT CHARPY V-NOTCH (CVN) TEST IS REQUIRED

GIRDER ELEVATION

HORIZ. SCALE: SCALE 1" = 10'-0
VERT. SCALE: SCALE 1" = 1'-0

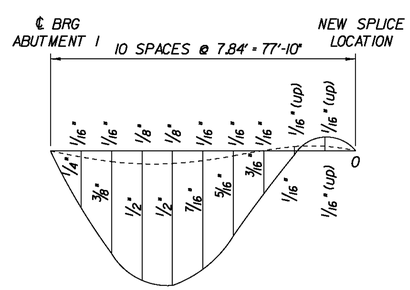

DEAD LOAD DEFLECTION

NTS

Numbers Above Line = Dead Load Deflection (Steel Only)
Numbers Below Line = Total Dead Load Deflection

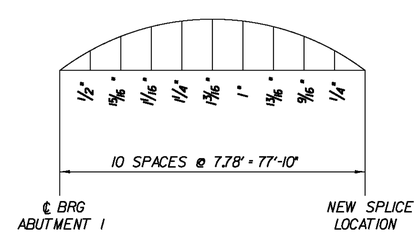

CAMBER

NTS

PROJECT NAME: WOODFORD	
PROJECT NUMBER: ER BHF 010 -1(44)	
FILE NAME: s11b214girder.dgn	PLOT DATE: 23-MAR-2012
PROJECT LEADER: C. CARLSON	DRAWN BY: M.EVANS-MONGE
DESIGNED BY: M.EVANS-MONGEON	CHECKED BY: H.SALLS
GIRDER DETAILS	SHEET 22 OF 58