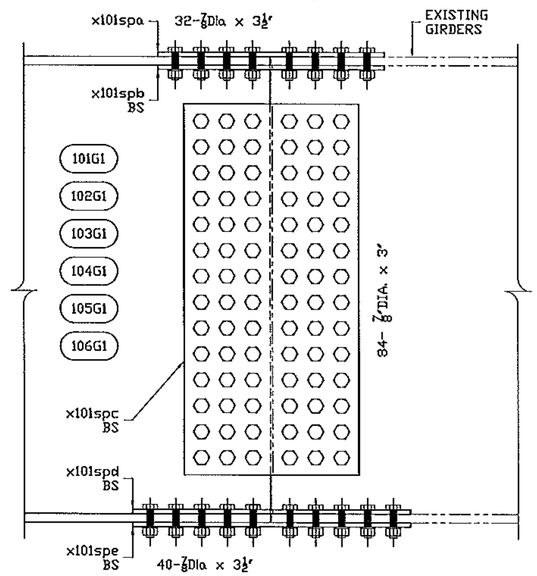

NOTE: FOR BOLTS ORIENTATION SEE GN100

*** THIS DRAWING IS TO BE USED FOR MARKS AND BOLTS ONLY AND MUST BE READ IN CONJUNCTION WITH THE CONTRACT DRAWINGS SPECIFICATIONS AND SPECIAL PROVISIONS. THIS DRAWING IS NOT TO BE USED FOR CONSTRUCTION SEQUENCING OR AS AN ERECTION PROCEDURE.

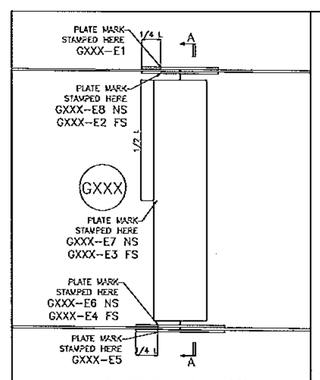

MARKS FOR SPLICE PLATES
LOCATED AT RIGHT END (END)

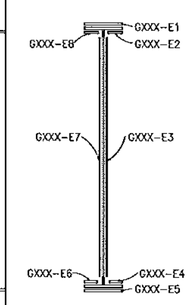

Section A–A

Vermont Agency of Transportation
RECEIVED
CK'D BY M.E.M OK'D BY C.W.M.
July 09, 2012
RESUBMIT APPROVED ✓
BY C. CARLSON DATE 07-27-2012

No	REVISION	DATE	PAR	VER.
A	FOR APPROVAL	07/06/12	BR	EG

NOTE: BOLT 1 WASHER: 1 WASHER UNDER NUT U.N.
BOLT 2 WASHER: 1 WASHER UNDER HEAD U.N.
1 WASHER UNDER HEAD U.N.

STRUCTAL Bridges
386 River Road, Claremont, NH 03743
Tel:(603) 542-5202 Fax:(603) 542-5312
a division of CANAM BRIDGES INC.

PROJECT: VT RT 9, BRIDGE NO. 11
TOWN OF WOODFORD, VT
OVER WALOOMSAC RIVER

TITLE: ERECTION PLAN FIELD SPLICE

REFERENCE: PROJECT NO. ER BHF 010-1 (44)

DRAWN BY	DATE	CONTRACT NO
BR	JULY 2012	UN04260
CHECKED BY GG	DATE JULY 2012	DRAWING NO E103 A